

Data Sheet

PR015xxVBHC

Page 1/5

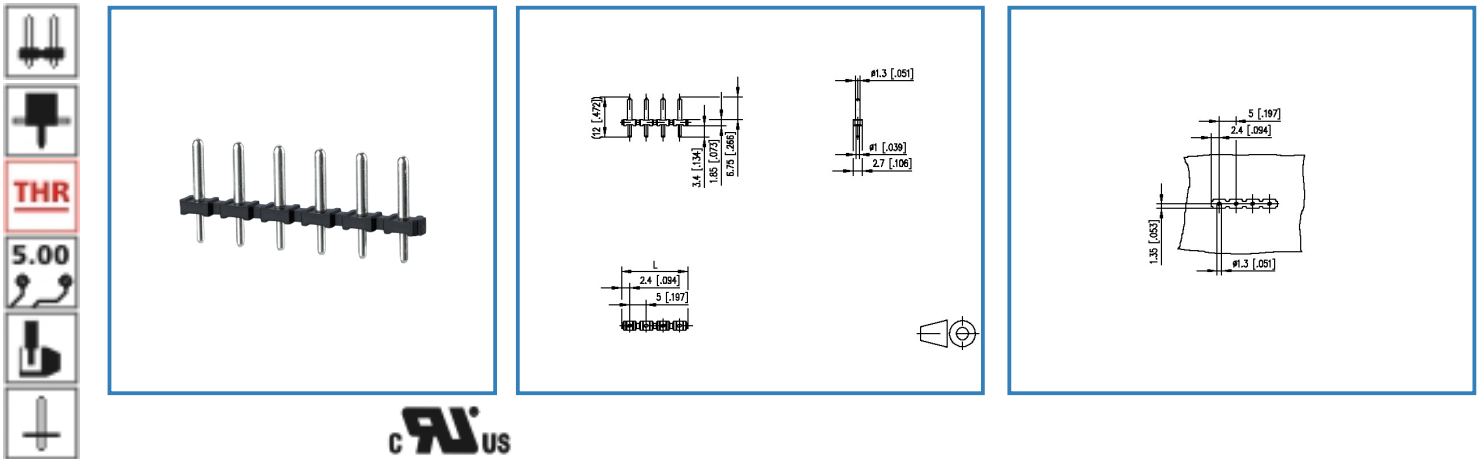
P/N

310171xx

xx=number of poles

2017/02/10

Illustration



see enlarged drawing at the end of the document

Product specification

- pin header, THR solderable
- centerline 5.00 mm, direction of connection vertical 0°
- fittable without loss of poles
- color black
- Tape & Reel packaging



Data Sheet


PR015xxVBHC

Technical Data

General Data

Solder pin length	3.4 mm		
min. number of poles	2		
max. number of poles	24		
Insulating material class	CTI 400		
clearance/creepage dist.	3.7 mm		
protection category	IP 00		
Overvoltage category	III	III	II
Pollution degree	3	2	2
Rated voltage	250 V	500 V	500 V
Rated test voltage	4.0 kV	4 kV	4.0 kV

Approvals

 V / A	300 / 15
SEV Reg 130002	10 A / 250 V / 4 kV / 3 / IEC 61984

Material

insulating material	PA66/6T
flammability class	V0
Glow-Wire Flammability GWFI	960
Glow-Wire Flammability GWIT	775
contact pin material	CuZn
contact pin surface	Ni + Ag

Climatic properties

upper limit temperature	105 °C
lower limit temperature	-40 °C

General

solderability	Acc. to IPC/JEDEC J-STD-020D-MSL 1
Tolerance	ISO 2768 -mH

Data Sheet

PR015xxVBHC

Page 3/5

P/N

310171xx

xx=number of poles

2017/02/10

Matching Part to

P/N	Product name
310071	RP025xxIBWC Typ 007
310261	FT085xxVBFC Type 026
310771	RP025xxIBWU Typ 077
311071	RP025xxHBWC Typ 107
ASP025	SP025xxHDNC ASP025
ASP0250404	Terminal block ASP02
ASP145XX22-131 (on request)	SP145xxHBPC0001
ASP155XX22-131 (on request)	SP155xxHBPC0001



Data Sheet

PR015xxVBHC

Page 4/5

P/N

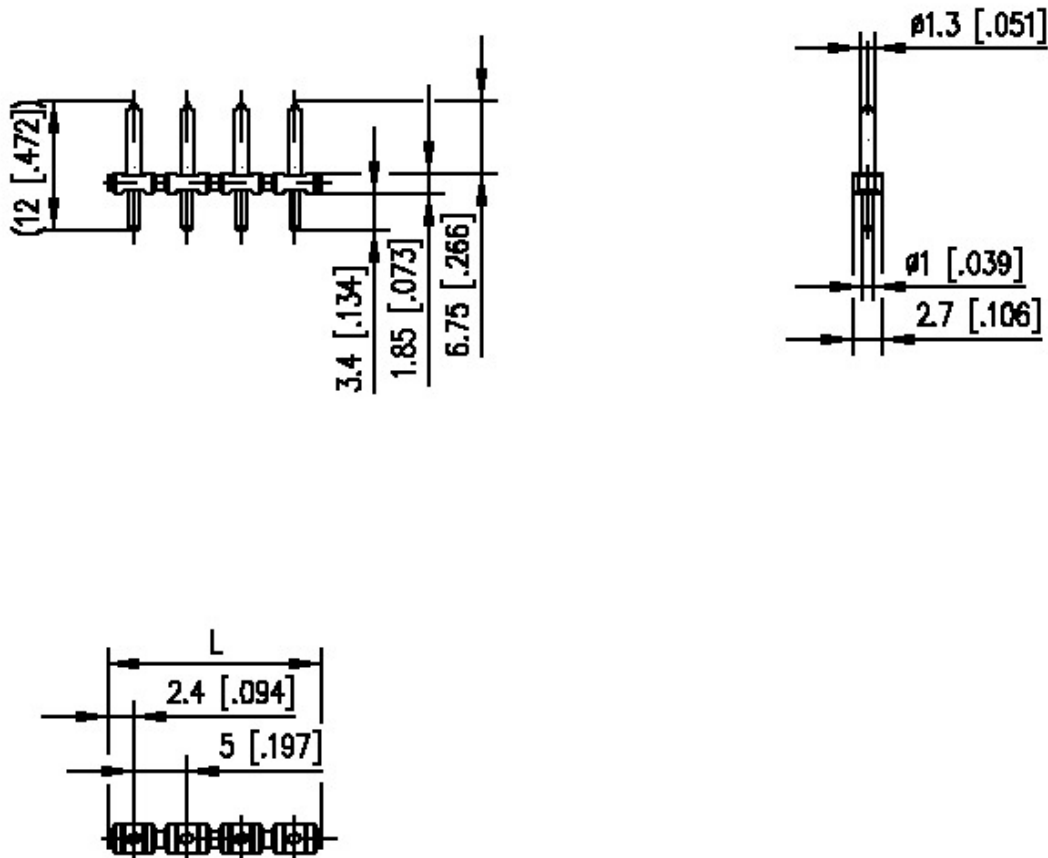
310171xx

xx=number of poles

2017/02/10

Illustration

Drawing



$L = (\text{pole size} - 1) \times \text{centerline} + 4.8 [0.189]$



Data Sheet

PR015xxVBHC

Page 5/5

P/N

310171xx

xx=number of poles

2017/02/10

PCB Layout

