

Feed-through terminal block - UK 35 RD - 3048328

Please be informed that the data shown in this PDF Document is generated from our Online Catalog. Please find the complete data in the user's documentation. Our General Terms of Use for Downloads are valid (<http://phoenixcontact.com/download>)



Feed-through terminal block, Connection method: Screw connection, Number of positions: 1, Cross section: 0.75 mm² - 50 mm², AWG: 18 - 1/0, Width: 15.1 mm, Color: red, Mounting type: NS 35/7,5, NS 35/15, NS 32

The illustration shows the version in gray

Why buy this product

- ✓ The large wiring space enables the connection of solid and stranded conductors without ferrules, even above the nominal cross section
- ✓ As well as saving space, the compact design enables user-friendly wiring in a small amount of space
- ✓ Optimum screwdriver guidance through closed screw shafts



Key Commercial Data

Packing unit	1 STK
Weight per Piece (excluding packing)	59.000 g
Custom tariff number	85369010
Country of origin	Germany

Technical data

Environmental Product Compliance

China RoHS	No hazardous substances above threshold values
------------	--

General

Number of positions	1
Number of levels	1
Number of connections	2
Color	red
Insulating material	PA
Flammability rating according to UL 94	V0

Feed-through terminal block - UK 35 RD - 3048328

Technical data

General

Rated surge voltage	8 kV
Degree of pollution	3
Overvoltage category	III
Insulating material group	I
Maximum load current	150 A (with 50 mm ² conductor cross section)
Nominal current I _N	125 A
Nominal voltage U _N	1000 V
Open side panel	No
Relative insulation material temperature index (Elec., UL 746 B)	130 °C
Temperature index of insulation material (DIN EN 60216-1 (VDE 0304-21))	125 °C
Static insulating material application in cold	-60 °C
Behavior in fire for rail vehicles (DIN 5510-2)	Test passed
Flame test method (DIN EN 60695-11-10)	V0
Oxygen index (DIN EN ISO 4589-2)	>32 %
NF F16-101, NF F10-102 Class I	2
NF F16-101, NF F10-102 Class F	2
Surface flammability NFPA 130 (ASTM E 162)	passed
Specific optical density of smoke NFPA 130 (ASTM E 662)	passed
Smoke gas toxicity NFPA 130 (SMP 800C)	passed
Calorimetric heat release NFPA 130 (ASTM E 1354)	27,5 MJ/kg
Fire protection for rail vehicles (DIN EN 45545-2) R22	HL 1 - HL 3
Fire protection for rail vehicles (DIN EN 45545-2) R23	HL 1 - HL 3
Fire protection for rail vehicles (DIN EN 45545-2) R24	HL 1 - HL 3
Fire protection for rail vehicles (DIN EN 45545-2) R26	HL 1 - HL 3

Dimensions

Width	15.1 mm
Length	50 mm
Height NS 35/7,5	62 mm
Height NS 35/15	69.5 mm
Height NS 32	67 mm

Connection data

Connection method	Screw connection
Connection in acc. with standard	IEC 60947-7-1
Conductor cross section solid min.	0.75 mm ²
Conductor cross section solid max.	50 mm ²
Conductor cross section AWG min.	18

Feed-through terminal block - UK 35 RD - 3048328

Technical data

Connection data

Conductor cross section AWG max.	1/0
Conductor cross section flexible min.	0.75 mm ²
Conductor cross section flexible max.	35 mm ²
Min. AWG conductor cross section, flexible	18
Max. AWG conductor cross section, flexible	2
Conductor cross section flexible, with ferrule without plastic sleeve min.	0.75 mm ²
Conductor cross section flexible, with ferrule without plastic sleeve max.	35 mm ²
Conductor cross section flexible, with ferrule with plastic sleeve min.	0.75 mm ²
Conductor cross section flexible, with ferrule with plastic sleeve max.	35 mm ²
2 conductors with same cross section, solid min.	0.75 mm ²
2 conductors with same cross section, solid max.	16 mm ²
2 conductors with same cross section, stranded min.	0.75 mm ²
2 conductors with same cross section, stranded max.	10 mm ²
2 conductors with same cross section, stranded, TWIN ferrules with plastic sleeve, min.	0.75 mm ²
2 conductors with same cross section, stranded, TWIN ferrules with plastic sleeve, max.	6 mm ²
2 conductors with same cross section, stranded, ferrules without plastic sleeve, min.	0.75 mm ²
2 conductors with same cross section, stranded, ferrules without plastic sleeve, max.	10 mm ²
Connection in acc. with standard	IEC/EN 60079-7
Conductor cross section solid min.	0.75 mm ²
Conductor cross section solid max.	50 mm ²
Conductor cross section AWG min.	18
Conductor cross section AWG max.	1
Conductor cross section flexible min.	0.75 mm ²
Conductor cross section flexible max.	35 mm ²
Stripping length	16 mm
Internal cylindrical gage	B9
Screw thread	M6
Tightening torque, min	3.2 Nm
Tightening torque max	3.7 Nm

Standards and Regulations

Connection in acc. with standard	CSA
	IEC 60947-7-1
Flammability rating according to UL 94	V0

Feed-through terminal block - UK 35 RD - 3048328

Classifications

eCl@ss

eCl@ss 4.0	27141120
eCl@ss 4.1	27141120
eCl@ss 5.0	27141120
eCl@ss 5.1	27141120
eCl@ss 6.0	27141120
eCl@ss 7.0	27141120
eCl@ss 8.0	27141120
eCl@ss 9.0	27141120

ETIM

ETIM 2.0	EC000897
ETIM 3.0	EC000897
ETIM 4.0	EC000897
ETIM 5.0	EC000897

UNSPSC

UNSPSC 6.01	30211811
UNSPSC 7.0901	39121410
UNSPSC 11	39121410
UNSPSC 12.01	39121410
UNSPSC 13.2	39121410

Approvals

Approvals

Approvals

CSA / UL Recognized / KEMA-KEUR / RS / PRS / KR / NK / CCA / IECCEB Scheme / cUL Recognized / EAC / GL / cULus Recognized


Ex Approvals

IECEX / ATEX / UL Recognized / cUL Recognized / EAC Ex / GL / cULus Recognized


Approval details

Feed-through terminal block - UK 35 RD - 3048328


Approvals

CSA  <http://www.csagroup.org/us/en/services/testing-and-certification/certified-product-listing-13631>

	B	C
mm ² /AWG/kcmil	18-1/0	18-1/0
Nominal current IN	150 A	150 A
Nominal voltage UN	600 V	600 V

UL Recognized  <http://database.ul.com/cgi-bin/XYV/template/LISEXT/1FRAME/index.htm> FILE E 60425

	B	C
mm ² /AWG/kcmil	18-1/0	18-1/0
Nominal current IN	150 A	150 A
Nominal voltage UN	600 V	600 V

KEMA-KEUR  <http://www.dekra-certification.com> 2183462.02

mm ² /AWG/kcmil	35
Nominal voltage UN	1000 V

RS <http://www.rs-head.spb.ru/en/index.php> 10.04059.250

PRS <http://www.prs.pl/> TE/1824/880590/09

KR <http://www.krs.co.kr/eng/index.html> HMB17372-EL001


NK <http://www.classnk.or.jp/hp/en> 09 ME 141


CCA NTR-NL 4264

mm ² /AWG/kcmil	35

Feed-through terminal block - UK 35 RD - 3048328


Approvals

IECEE CB Scheme  http://www.iecee.org/NL-26111	
mm ² /AWG/kcmil	35
Nominal voltage UN	1000 V

cUL Recognized  http://database.ul.com/cgi-bin/XYV/template/LISEXT/1FRAME/index.htm FILE E 60425		
	B	C
mm ² /AWG/kcmil	18-1/0	18-1/0
Nominal current IN	150 A	150 A
Nominal voltage UN	600 V	600 V

EAC EAC-Zulassung

GL <http://www.gl-group.com/newbuilding/approvals/index.html> 9887396 HH

cULus Recognized  <http://database.ul.com/cgi-bin/XYV/template/LISEXT/1FRAME/index.htm>

Accessories

Accessories

Cover profile

Cover profile - EA 11 - 1024263



Single cover, for covering one terminal block, snap fit, cannot be labeled, color: transparent

DIN rail

Feed-through terminal block - UK 35 RD - 3048328

Accessories

DIN rail perforated - NS 32 PERF 2000MM - 1201002



G-profile DIN rail, material: Steel, perforated, height 15 mm, width 32 mm, length 2 m

DIN rail, unperforated - NS 32 UNPERF 2000MM - 1201015



G-profile DIN rail, material: Steel, unperforated, height 15 mm, width 32 mm, length 2 m

DIN rail perforated - NS 35/ 7,5 PERF 2000MM - 0801733



DIN rail, material: steel galvanized and passivated with a thick layer, perforated, height 7.5 mm, width 35 mm, length: 2000 mm

DIN rail, unperforated - NS 35/ 7,5 UNPERF 2000MM - 0801681



DIN rail, material: Steel, unperforated, height 7.5 mm, width 35 mm, length: 2 m

DIN rail perforated - NS 35/ 7,5 WH PERF 2000MM - 1204119



DIN rail 35 mm (NS 35)

Feed-through terminal block - UK 35 RD - 3048328

Accessories

DIN rail - NS 35/ 7,5 WH UNPERF 2000MM - 1204122



DIN rail 35 mm (NS 35)

DIN rail, unperforated - NS 35/ 7,5 AL UNPERF 2000MM - 0801704



DIN rail, unperforated, Width: 35 mm, Height: 7.5 mm, Length: 2000 mm, Color: silver

DIN rail perforated - NS 35/ 7,5 ZN PERF 2000MM - 1206421



DIN rail, material: Galvanized, perforated, height 7.5 mm, width 35 mm, length: 2 m

DIN rail, unperforated - NS 35/ 7,5 ZN UNPERF 2000MM - 1206434



DIN rail, material: Galvanized, unperforated, height 7.5 mm, width 35 mm, length: 2 m

DIN rail, unperforated - NS 35/ 7,5 CU UNPERF 2000MM - 0801762



DIN rail, material: Copper, unperforated, height 7.5 mm, width 35 mm, length: 2 m

Feed-through terminal block - UK 35 RD - 3048328

Accessories

End cap - NS 35/ 7,5 CAP - 1206560

DIN rail end piece, for DIN rail NS 35/7.5



DIN rail perforated - NS 35/15 PERF 2000MM - 1201730



DIN rail, material: steel galvanized and passivated with a thick layer, perforated, height 15 mm, width 35 mm, length: 2000 mm

DIN rail, unperforated - NS 35/15 UNPERF 2000MM - 1201714



DIN rail, material: Steel, unperforated, height 15 mm, width 35 mm, length: 2 m

DIN rail perforated - NS 35/15 WH PERF 2000MM - 0806602



DIN rail 35 mm (NS 35)

DIN rail - NS 35/15 WH UNPERF 2000MM - 1204135



DIN rail 35 mm (NS 35)

Feed-through terminal block - UK 35 RD - 3048328

Accessories

DIN rail, unperforated - NS 35/15 AL UNPERF 2000MM - 1201756



DIN rail, deep drawn, high profile, unperforated, 1.5 mm thick, material: aluminum, height 15 mm, width 35 mm, length 2000 mm

DIN rail perforated - NS 35/15 ZN PERF 2000MM - 1206599



DIN rail, material: Galvanized, perforated, height 15 mm, width 35 mm, length: 2 m

DIN rail, unperforated - NS 35/15 ZN UNPERF 2000MM - 1206586



DIN rail, material: Galvanized, unperforated, height 15 mm, width 35 mm, length: 2 m

DIN rail, unperforated - NS 35/15 CU UNPERF 2000MM - 1201895



DIN rail, material: Copper, unperforated, 1.5 mm thick, height 15 mm, width 35 mm, length: 2 m

End cap - NS 35/15 CAP - 1206573



DIN rail end piece, for DIN rail NS 35/15

Feed-through terminal block - UK 35 RD - 3048328

Accessories

DIN rail, unperforated - NS 35/15-2,3 UNPERF 2000MM - 1201798



DIN rail, material: Steel, unperforated, 2.3 mm thick, height 15 mm, width 35 mm, length: 2 m

End block

End clamp - CLIPFIX 35 - 3022218



Quick mounting end clamp for NS 35/7,5 DIN rail or NS 35/15 DIN rail, with marking option, width: 9.5 mm, color: gray

End clamp - CLIPFIX 35-5 - 3022276



Quick mounting end clamp for NS 35/7,5 DIN rail or NS 35/15 DIN rail, with marking option, with parking option for FBS...5, FBS...6, KSS 5, KSS 6, width: 5.15 mm, color: gray

End clamp - E/NS 35 N - 0800886



End clamp, width: 9.5 mm, color: gray

End clamp - E/UK - 1201442



End clamp, Width: 9.5 mm, Height: 35.3 mm, Length: 50.5 mm, Color: gray

Feed-through terminal block - UK 35 RD - 3048328

Accessories

End clamp - E/UK 1 - 1201413



End clamps, for supporting the ends of double-level and three-level terminal blocks, width: 10 mm, color: gray

Insertion bridge

Insertion bridge - EB 2-15 - 0203166



Insertion bridge, Pitch: 15.25 mm, Number of positions: 2, Color: gray

Insertion bridge - EB 10-15 - 0205135



Insertion bridge, Pitch: 15 mm, Number of positions: 10, Color: gray

Insertion bridge - EB 2-15 K/UK 35 - 0205119



Insertion bridge, Pitch: 15 mm, Number of positions: 2, Color: gray

Insertion bridge - EB 3-15 K/UK 35 - 0205106



Insertion bridge, Pitch: 15 mm, Number of positions: 3, Color: gray

Feed-through terminal block - UK 35 RD - 3048328

Accessories

Insertion bridge - EB 10-15 K/UK 35 - 0205096



Insertion bridge, Pitch: 15 mm, Number of positions: 10, Color: gray

Insulating sleeve

Insulating sleeve - PS-IH WH - 0311566



Insulating sleeve, Color: white

Insulating sleeve - PS-IH RD - 0311579



Insulating sleeve, Color: red

Insulating sleeve - PS-IH BU - 0311582



Insulating sleeve, Color: blue

Insulating sleeve - PS-IH YE - 0311595



Insulating sleeve, Color: yellow

Feed-through terminal block - UK 35 RD - 3048328

Accessories

Insulating sleeve - PS-IH GN - 0311605



Insulating sleeve, Color: green

Insulating sleeve - PS-IH GY - 0311621



Insulating sleeve, Color: gray

Insulating sleeve - PS-IH BK - 0311634



Insulating sleeve, Color: black

Insulating sleeve - PS-IH VT - 0311618



Insulating sleeve, Color: violet

Labeled terminal marker

Zack marker strip - ZB 15 CUS - 0824945



Zack marker strip, can be ordered: Strip, white, labeled according to customer specifications, Mounting type: Snap into tall marker groove, for terminal block width: 15.2 mm, Lettering field: 10.5 x 15.1 mm

Feed-through terminal block - UK 35 RD - 3048328

Accessories

Marker for terminal blocks - ZB 15,LGS:L1-N,PE - 0811998



Marker for terminal blocks, Strip, white, labeled, Printed horizontally: L1, L2, L3, N, PE, Mounting type: Snap into tall marker groove, for terminal block width: 15.2 mm, Lettering field: 10.5 x 15.1 mm

Partition plate

Separating plate - TS-K - 1302215



Separating plate, Length: 22 mm, Width: 0.5 mm, Height: 22 mm, Color: gray

Separating plate - TP-UK 35 - 3008096



Separating plate, Length: 50 mm, Width: 7.5 mm, Height: 52 mm, Color: gray

Screw bridge

Step bracket - STL 35/10 - 0204084



Step bracket, Number of positions: 2, Color: silver

Step bracket - STL 35/ 5 - 0204107



Step bracket, Pitch: 5 mm, Number of positions: 2, Color: silver

Feed-through terminal block - UK 35 RD - 3048328

Accessories

Step bracket - STL 35/16 - 0204097



Step bracket, Number of positions: 2, Color: silver

Fixed bridge - FBI 2-15 - 0201333



Fixed bridge, Pitch: 15 mm, Number of positions: 2, Color: silver

Fixed bridge - FBI 3-15 - 0201278



Fixed bridge, Pitch: 15 mm, Number of positions: 3, Color: silver

Fixed bridge - FBI 5-15 - 0711302



Fixed bridge, Pitch: 15 mm, Number of positions: 5, Color: silver

Switching jumper

Switching jumper - SBH 2-15 - 0205232



Switching jumper, Pitch: 15 mm, Number of positions: 2, Color: silver

Feed-through terminal block - UK 35 RD - 3048328

Accessories

Terminal marking

Zack marker strip - ZB 15:UNBEDRUCKT - 0811972



Zack marker strip, Strip, white, unlabeled, can be labeled with: Plotter, Mounting type: Snap into tall marker groove, for terminal block width: 15.2 mm, Lettering field: 10.5 x 15.1 mm

Test plug terminal block

Test plugs - PS-MT - 0311647



Test plugs, Color: silver

Test socket

Female test connector - PSB 6/5/6 - 0205290



Female test connector, Color: silver

Warning label printed

Warning label - WS 5-15 - 1004445



Warning label, Plate, orange, labeled: Lightning flash and warning in English, Mounting type: Screws, rivets, for terminal block width: 15 mm

Feed-through terminal block - UK 35 RD - 3048328

Accessories

Warning label - WS 4-15 - 1004241

Warning label, Plate, orange, labeled: Lightning flash and warning in English, Mounting type: Screws, rivets, for terminal block width: 15 mm



Phoenix Contact 2016 © - all rights reserved
<http://www.phoenixcontact.com>