



## Features

- Matched high energy MOV
- Internal thermal disconnects
- Status indicator
- Replaceable modular design
- DIN Rail compatible base
- Remote signalling capability
- Standards compliance: CE  

- RoHS compliant\*

## Applications

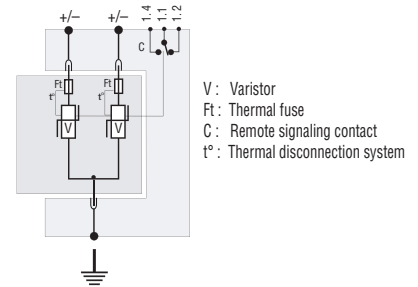
- DC power systems

# 1320 Series DC Power Surge Protective Device

### General Information

The Bourns® Model 1320 Series is a DC power Surge Protective Device (SPD) designed to protect power systems from damage due to lightning, transients and power surges. The Model 1320 Series is a DIN Rail mountable SPD targeted for systems ranging from 12 to 110 Vdc.

### Electrical Diagram



### Electrical Characteristics

Characteristic	Model No.				
	1320-S-12	1320-S-24	1320-S-48	1320-S-75	1320-S-110
Network Voltage (Un)	12 Vdc	24 Vdc	48 Vdc	75 Vdc	110 Vdc
Max. Operating Voltage (Uc)	24 Vdc	38 Vdc	65 Vdc	100 Vdc	150 Vdc
Nominal Discharge Current (In)	10 kA	10 kA	15 kA	20 kA	20 kA
Max. Discharge Current (Imax) 8/20 μs max.	20 kA	20 kA	30 kA	40 kA	40 kA
Protection Level @ In (Up)	250 V	250 V	300 V	390 V	500 V
Protective Fuses or Circuit Breakers, if applicable	20 A	20 A	20 A	50 A	50 A
Thermal Disconnect	Internal				

### General Characteristics

Characteristic	Model No.				
	1320-S-12	1320-S-24	1320-S-48	1320-S-75	1320-S-110
Connection	By Screw Terminal, Cross-section 1.5-10 mm <sup>2</sup> (Active Wire) and 2.5-25 mm <sup>2</sup> (Grounding Wire)				
Disconnection Indicator	2 Mechanical Indicators				
Mounting	DIN Rail, 35 mm Symmetrical				
Remote Signal Indicator	DS2xOS-xxDC) by Changeover Contact				
Enclosure Material	Thermoplastic UL 94V0				
Weight	128 g/unit	128 g/unit	128 g/unit	128 g/unit	130 g/unit

### Environmental Characteristics

Characteristic	Model No.				
	1320-S-12	1320-S-24	1320-S-48	1320-S-75	1320-S-110
Operating Temperature	-40 °C to +85 °C				
Environmental Rating	IP 20				

### Standards Compliance

UL1449 3rd Edition - USA ..... Type 4, Type 2 Location  
 UL1449 3rd Edition - Canada ..... Type 4, Type 2 Location  
 CSA C22.2 No. 8-M1986 ..... Class 9091 32, Class 9091 92

IEC61643-1 - International ..... Low Voltage SPD - Test Class II  
 NF EN 61643-11 - France ..... Low Voltage SPD - Test Class II  
 UL Recognized component, UL File E153537

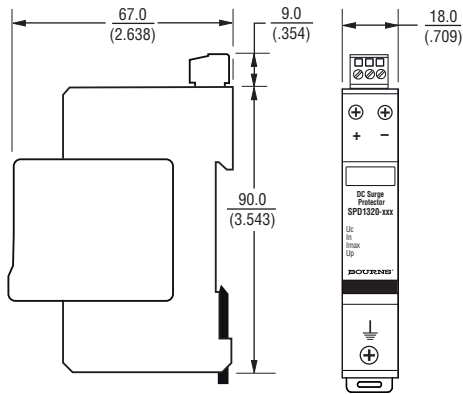
\*RoHS Directive 2002/95/EC Jan. 27, 2003 including annex and RoHS Recast 2011/65/EU June 8, 2011.  
 Specifications are subject to change without notice.

The device characteristics and parameters in this data sheet can and do vary in different applications and actual device performance may vary over time.  
 Users should verify actual device performance in their specific applications.

# 1320 Series DC Power Surge Protective Device

**BOURNS®**

## Product Dimensions



DIMENSIONS:  $\frac{\text{MM}}{\text{(INCHES)}}$

## How To Order

Series 1320 - S - xxx

Remote Signalling Code S  
 S = Remote Signalling

DC Operating Voltage xxx  
 12 = 12 V  
 24 = 24 V  
 48 = 48 V  
 75 = 75 V  
 110 = 110 V

**BOURNS®**

**Asia-Pacific:** Tel: +886-2 2562-4117 • Fax: +886-2 2562-4116

**EMEA:** Tel: +36 88 520 390 • Fax: +36 88 520 211

**The Americas:** Tel: +1-951 781-5500 • Fax: +1-951 781-5700

[www.bourns.com](http://www.bourns.com)

REV. 01/15

Specifications are subject to change without notice.  
 The device characteristics and parameters in this data sheet can and do vary in different applications and actual device performance may vary over time.  
 Users should verify actual device performance in their specific applications.