


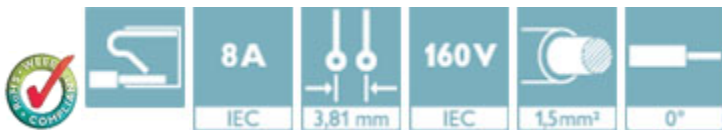
## Printed-circuit board connector - FK-MCP 1,5/ 4-ST-3,81-LR - 1817440

Please be informed that the data shown in this PDF Document is generated from our Online Catalog. Please find the complete data in the user's documentation. Our General Terms of Use for Downloads are valid (<http://phoenixcontact.com/download>)

Plug component, Nominal current: 8 A, Rated voltage (III/2): 160 V, Number of positions: 4, Pitch: 3.81 mm, Connection method: Push-in spring connection, Color: green, Contact surface: Tin



The figure shows a 10-position version of the product



### Key Commercial Data

Packing unit	1 pc
Custom tariff number	85366990
Country of origin	Germany

### Technical data

#### Dimensions

Pitch	3.81 mm
Dimension a	11.43 mm

#### General

Range of articles	FK-MCP 1,5/...-ST-LR
Insulating material group	I
Rated surge voltage (III/3)	2.5 kV
Rated surge voltage (III/2)	2.5 kV
Rated surge voltage (II/2)	2.5 kV
Rated voltage (III/3)	160 V
Rated voltage (III/2)	160 V
Rated voltage (II/2)	320 V
Connection in acc. with standard	EN-VDE
Nominal current $I_N$	8 A
Nominal cross section	1.5 mm <sup>2</sup>

# Printed-circuit board connector - FK-MCP 1,5/ 4-ST-3,81-LR - 1817440

## Technical data

### General

Maximum load current	8 A (with 1.5 mm <sup>2</sup> conductor cross section)
Insulating material	PA
Flammability rating according to UL 94	V0
Internal cylindrical gage	A1
Stripping length	9 mm
Number of positions	4

### Connection data

Conductor cross section solid min.	0.14 mm <sup>2</sup>
Conductor cross section solid max.	1.5 mm <sup>2</sup>
Conductor cross section flexible min.	0.14 mm <sup>2</sup>
Conductor cross section flexible max.	1.5 mm <sup>2</sup>
Conductor cross section flexible, with ferrule without plastic sleeve min.	0.25 mm <sup>2</sup>
Conductor cross section flexible, with ferrule without plastic sleeve max.	1.5 mm <sup>2</sup>
Conductor cross section flexible, with ferrule with plastic sleeve min.	0.25 mm <sup>2</sup>
Conductor cross section flexible, with ferrule with plastic sleeve max.	0.5 mm <sup>2</sup>
Conductor cross section AWG min.	26
Conductor cross section AWG max.	16

### Standards and Regulations

Connection in acc. with standard	EN-VDE
	CUL
Flammability rating according to UL 94	V0

## Classifications

### eCl@ss

eCl@ss 4.0	27141109
eCl@ss 4.1	27141109
eCl@ss 5.0	27141190
eCl@ss 5.1	27141190
eCl@ss 6.0	27261101
eCl@ss 7.0	27440402
eCl@ss 8.0	27440309
eCl@ss 9.0	27440309

### ETIM

ETIM 3.0	EC001121
----------	----------

# Printed-circuit board connector - FK-MCP 1,5/ 4-ST-3,81-LR - 1817440

## Classifications

### ETIM

ETIM 4.0	EC002643
ETIM 5.0	EC002638

### UNSPSC

UNSPSC 6.01	30211801
UNSPSC 7.0901	39121432
UNSPSC 11	39121432
UNSPSC 12.01	39121432
UNSPSC 13.2	39121432

## Approvals

### Approvals


#### Approvals

VDE Gutachten mit Fertigungsüberwachung / cULus Recognized / IECEE CB Scheme / EAC

#### Ex Approvals

#### Approvals submitted

## Approval details

VDE Gutachten mit Fertigungsüberwachung 	
mm <sup>2</sup> /AWG/kcmil	0.2-1.5
Nominal current I <sub>N</sub>	8 A
Nominal voltage U <sub>N</sub>	160 V

cULus Recognized	
	B
mm <sup>2</sup> /AWG/kcmil	28-16
Nominal current I <sub>N</sub>	8 A

# Printed-circuit board connector - FK-MCP 1,5/ 4-ST-3,81-LR - 1817440

## Approvals

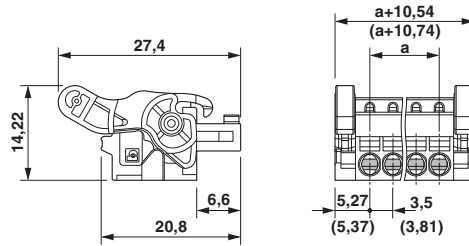
	B
Nominal voltage UN	300 V

IECEE CB Scheme	
mm <sup>2</sup> /AWG/kcmil	0.2-1.5
Nominal current I <sub>N</sub>	8 A
Nominal voltage UN	160 V

EAC
-----

## Drawings

Dimensional drawing



# Printed-circuit board connector - FK-MCP 1,5/ 4-ST-3,81-LR - 1817440

Diagram

Plug: FK-MCP 1,5/5-ST(F)-3,81  
Header: MC(V) 1,5/5-G(F)-3,81

