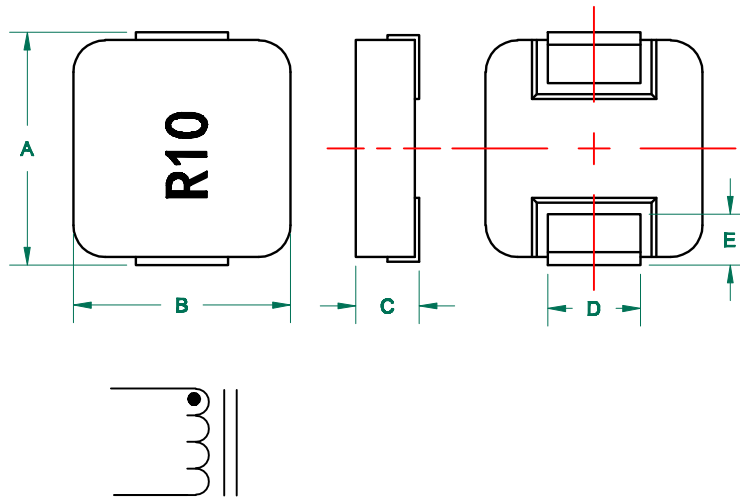
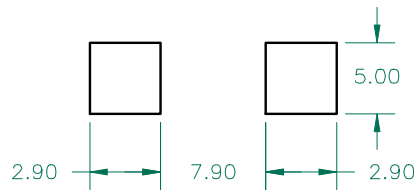


MGV1203R10M-10

PHYSICAL DIMENSIONS:

| | | | |
|---|-------|---|------|
| A | 13.50 | ± | 0.50 |
| B | 12.60 | ± | 0.30 |
| C | 3.50 | ± | 0.30 |
| D | 3.60 | ± | 0.50 |
| E | 2.30 | ± | 0.50 |

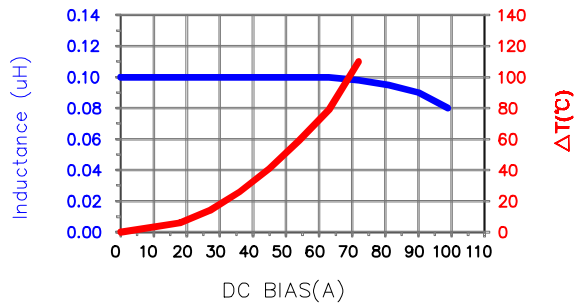
LAND PATTERNS FOR REFLOW SOLDERING



RoHS



UNCONTROLLED DOCUMENT



ELECTRICAL SPECIFICATION @ 25°C

| | Min | Nom | Max |
|----------------------------|------|------|-------|
| INDUCTANCE (uH) | | | |
| L @ 100 KHz/0.25V ± 20% | 0.08 | 0.10 | 0.12 |
| DCR (Ω) | | | 0.001 |

| | |
|---|-------|
| Saturation Current ³ Isat (A) | 84.00 |
| Temperature Rise Current ⁴ Irms (A) | 43.00 |

NOTES: UNLESS OTHERWISE SPECIFIED

- COMPONENTS SHOULD BE ADEQUATELY PREHEATED BEFORE SOLDERING.
- OPERATION TEMPERATURE RANGE:
-40°C~+125°C (INCLUDING SELF-HEATING).
- SATURATION CURRENT Isat IS DEFINED AS MAXIMUM AMOUNT OF CURRENT BY WHICH INDUCTANCE WILL DROP BY TYPICAL VALUE OF 25% OF INITIAL INDUCTANCE (Ta=25±5°C).
- TEMPERATURE RISE CURRENT (Irms): DC CURRENT THAT CAUSES THE TEMPERATURE RISE (ΔT ≤ 40°C) FROM 25°C AMBIENT.

| DIMENSIONS ARE IN mm. | | | | This print is the property of Laird Tech. and is loaned in confidence subject to return upon request and with the understanding that no copies shall be made without the written consent of Laird Tech. All rights to design or invention are reserved. | | | Laird | | | |
|-----------------------|--|--|--|---|--|--|----------|-----|------------------------------|------------------|
| PROJECT/PART NUMBER: | | | | MGV1203R10M-10 | | | REV | A | PART TYPE: POWER INDUCTOR | DRAWN BY: QIU |
| DATE: | | | | 05/14/13 | | | SCALE: | NTS | SHEET: | |
| REV | | | | DESCRIPTION | | | DATE | INT | TOOL # | |
| A | | | | ORIGINAL DRAFT | | | 05/14/13 | QIU | 1 of 1 | |
| | | | | MGV1203R10M-10-A | | | | | | |