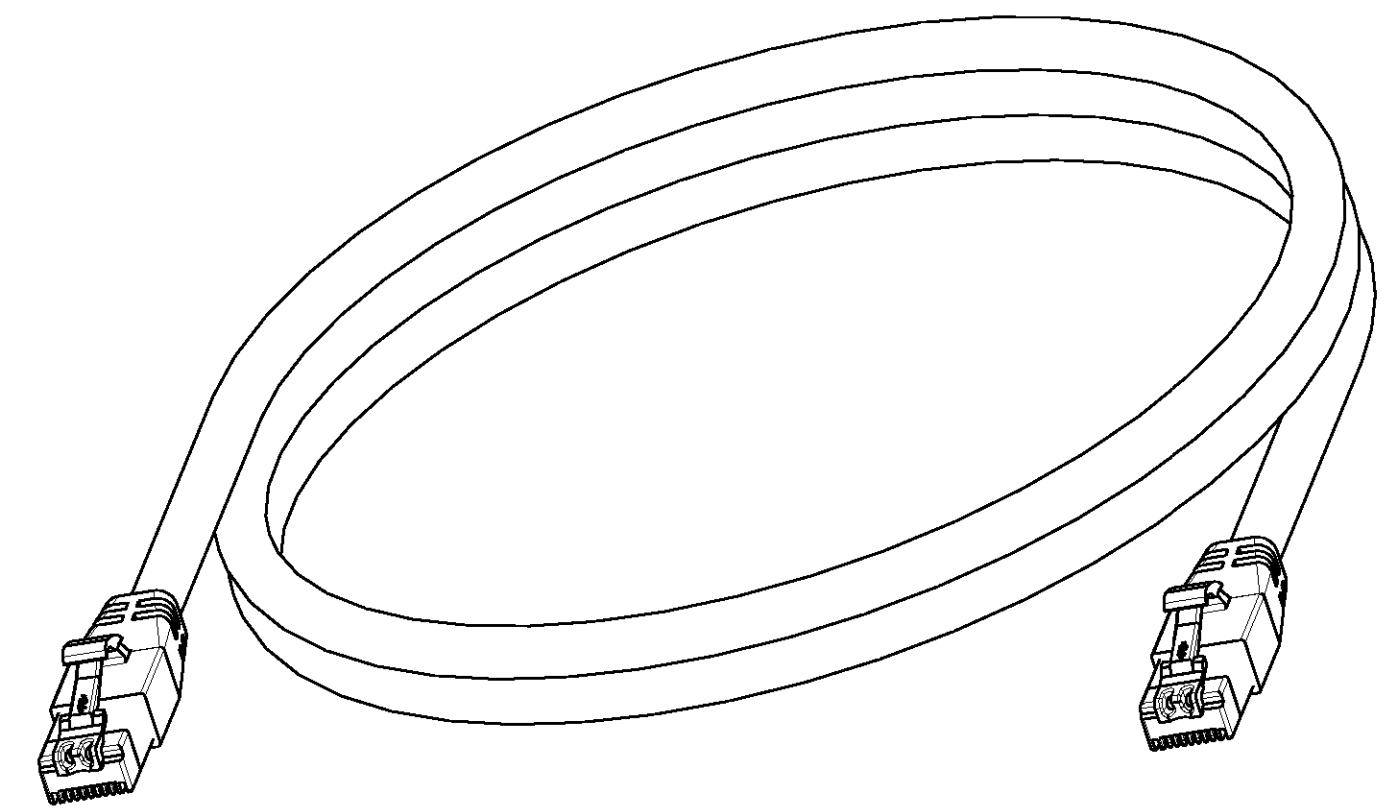
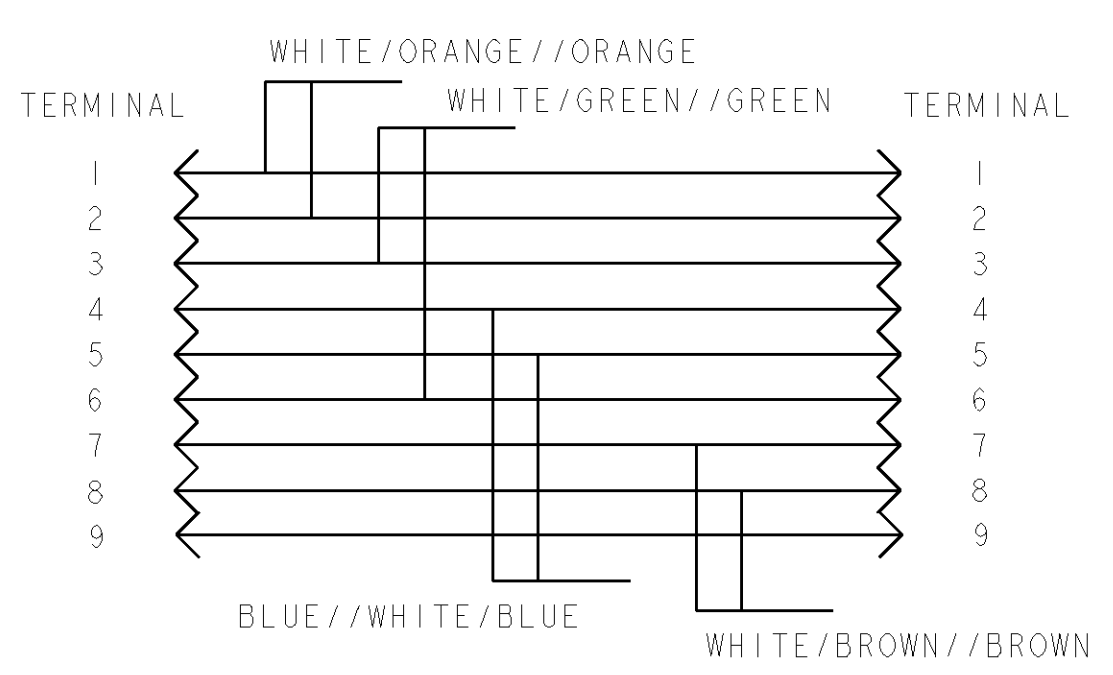
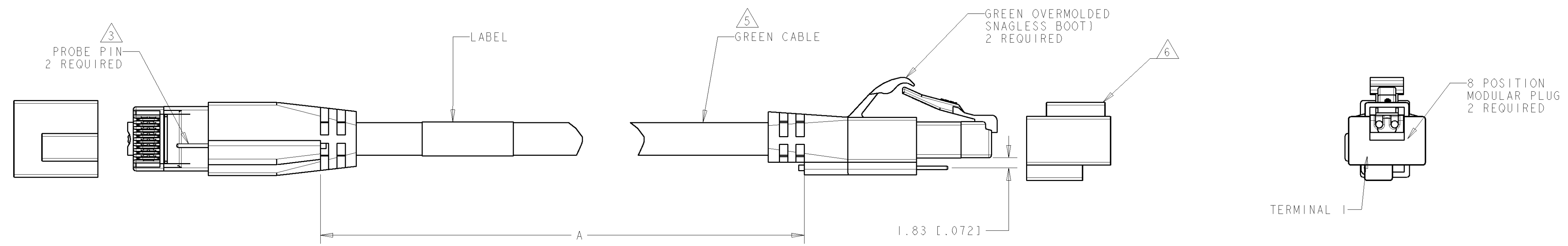


| LOC | DIST | REVISIONS | | | |
|-----|------|----------------------|-----------|-----|------|
| P | LTR | DESCRIPTION | DATE | DWN | APVD |
| E | | REV: EC 0B60-0118-04 | 28DEC2004 | GG | MD |



- ① CABLE ASSEMBLY SHALL BE WIRED PER WIRING DIAGRAM.
- 2. FINAL ASSEMBLY SHALL BE 568B COMPLIANT.
- ③ PROBE PINS ARE CONNECTED BY 9TH WIRE IN CABLE.
- ④ DIMENSIONS ARE MAXIMUM.
- ⑤ CABLE OUTSIDE DIAMETER IS 6.7 MM NOMINAL AND FOR REFERENCE ONLY.
- ⑥ PROTECTIVE CAPS TO BE REMOVED PRIOR TO MATING WITH MODULAR JACK, SHIPPED WITH CAPS INSTALLED.



① WIRING DIAGRAM 568B

| | | |
|-----------|-----------------|-------------|
| 25 | 7874.0 [310.00] | 2-1435860-5 |
| 16 | 5130.8 [202.00] | 1-1435860-6 |
| 14 | 4521.2 [178.00] | 1-1435860-4 |
| 10 | 3251.2 [128.00] | 1-1435860-0 |
| 9 | 2895.6 [114.00] | 1435860-9 |
| 7 | 2286.0 [90.00] | 1435860-7 |
| 5 | 1676.4 [66.00] | 1435860-5 |
| 4 | 1371.6 [54.00] | 1435860-4 |
| 3 | 1066.8 [42.00] | 1435860-3 |
| 2 | 762.0 [30.00] | 1435860-2 |
| FEET, REF | | PART NO. |

| | | | | | | | |
|---|--|--|--|---|--|---|--|
| DIMENSIONS: MM [INCH] | | TOLERANCES UNLESS OTHERWISE SPECIFIED: | | DWN: L. HALL 05FEB04 ENR: M. DELPHIAS 06FEB04 APVD: M. DELPHIAS 06FEB04 | | tyco Tyco Electronics Harrisburg, Pa., 17105-3608 | |
| 0 PLC ± 1 PLC ± 2 PLC ± 3 PLC ± 4 PLC ± ANGLES ± | | ± ± ± ± ± | | NAME: PATCH CORD, AMPTRAC CATEGORY 6, NON-PLENUM, GREEN W/GRN BOOTS | | SIZE: A1 00779 C=1435860 | |
| MATERIAL: - | | FINISH: - | | WEIGHT: - | | RESTRICTED TO: - | |
| CUSTOMER DRAWING | | | | SCALE: NTS | | SHEET 1 OF 1 REV E | |