

Feed-through header - MCDN 1,5/13-G1-3,5 P14THR - 1954045

Please be informed that the data shown in this PDF Document is generated from our Online Catalog. Please find the complete data in the user's documentation. Our General Terms of Use for Downloads are valid (<http://phoenixcontact.com/download>)

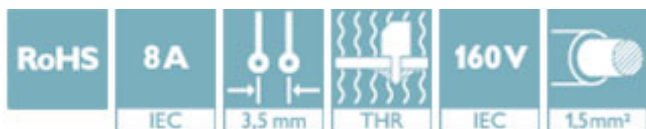


PCB headers, nominal current: 8 A, rated voltage (III/2): 160 V, number of positions: 13, pitch: 3.5 mm, color: black, contact surface: Tin, mounting: THR soldering, The pin length is 1.4 mm. User information and design recommendations on Through Hole Reflow Technology can be found at: Downloads".

The figure shows a 10-pos. version with 20 contacts

Why buy this product

- Designed for integration into the SMT soldering process
- Maximum flexibility when it comes to device design – one header for connectors with different connection technologies
- Conductor connection on several levels enables higher contact density



Key Commercial Data

Packing unit	50 STK
GTIN	
GTIN	4017918919177

Technical data

Dimensions

Length [l]	13.3 mm
Width	47 mm
Pitch	3.5 mm
Dimension a	42 mm
Width [w]	47 mm
Height [h]	16.6 mm
Constructional height	15.2 mm
Length of the solder pin	1.4 mm
Pin dimensions	0.8 x 0.8 mm
Pin spacing	3.50 mm
Length	13.3 mm

General

Feed-through header - MCDN 1,5/13-G1-3,5 P14THR - 1954045

Technical data

General

Range of articles	MCDN 1,5/...G1-THR
Insulating material group	IIIa
Rated surge voltage (III/3)	2.5 kV
Rated surge voltage (III/2)	2.5 kV
Rated surge voltage (II/2)	2.5 kV
Rated voltage (III/3)	160 V
Rated voltage (III/2)	160 V
Rated voltage (II/2)	250 V
Connection in acc. with standard	EN-VDE
Nominal current I_N	8 A
Maximum load current	8 A (per position)
Insulating material	LCP
Flammability rating according to UL 94	V0
Color	black
Number of positions	13

Standards and Regulations

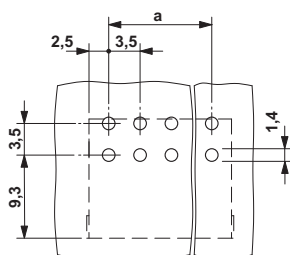
Connection in acc. with standard	EN-VDE
	CUL
Flammability rating according to UL 94	V0

Environmental Product Compliance

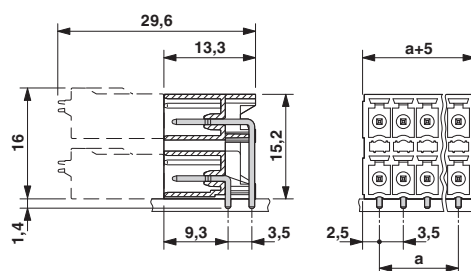
China RoHS	Environmentally friendly use period: unlimited = EFUP-e
	No hazardous substances above threshold values

Drawings

Drilling diagram



Dimensional drawing



*) ≤ 8 -pos. = 1.3 / > 8 -pos. = 1.4

Approvals

Approvals

Feed-through header - MCDN 1,5/13-G1-3,5 P14THR - 1954045


Approvals


Approvals


VDE Gutachten mit Fertigungsüberwachung / cULus Recognized / IECCEB Scheme / EAC / VDE report with production monitoring


Ex Approvals


Approval details

VDE Gutachten mit Fertigungsüberwachung		http://www2.vde.com/de/Institut/Online-Service/VDE-gepruefteProdukte/Seiten/Online-Suche.aspx	40011723
Nominal voltage UN		160 V	
Nominal current IN		8 A	

cULus Recognized		http://database.ul.com/cgi-bin/XYV/template/LISEXT/1FRAME/index.htm	E60425-20110128
Nominal voltage UN		D 150 V	B 150 V
Nominal current IN		8 A	8 A

IECEE CB Scheme		http://www.iecee.org/	DE1-60604-B1B2
Nominal voltage UN		160 V	
Nominal current IN		8 A	

EAC		B.01742
-----	---	---------

VDE report with production monitoring		http://www2.vde.com/de/Institut/Online-Service/VDE-gepruefteProdukte/Seiten/Online-Suche.aspx	40011723
Nominal voltage UN		160 V	
Nominal current IN		8 A	

Phoenix Contact 2018 © - all rights reserved
<http://www.phoenixcontact.com>

PHOENIX CONTACT GmbH & Co. KG
Flachsmarktstr. 8
32825 Blomberg
Germany
Tel. +49 5235 300
Fax +49 5235 3 41200
<http://www.phoenixcontact.com>