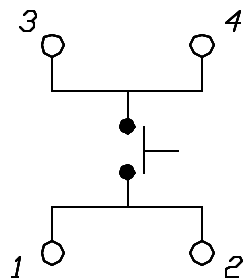
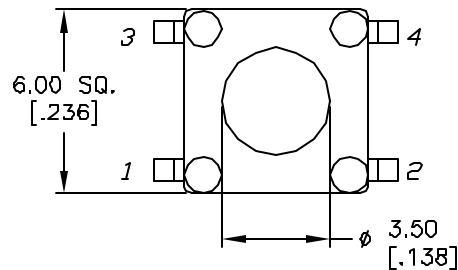


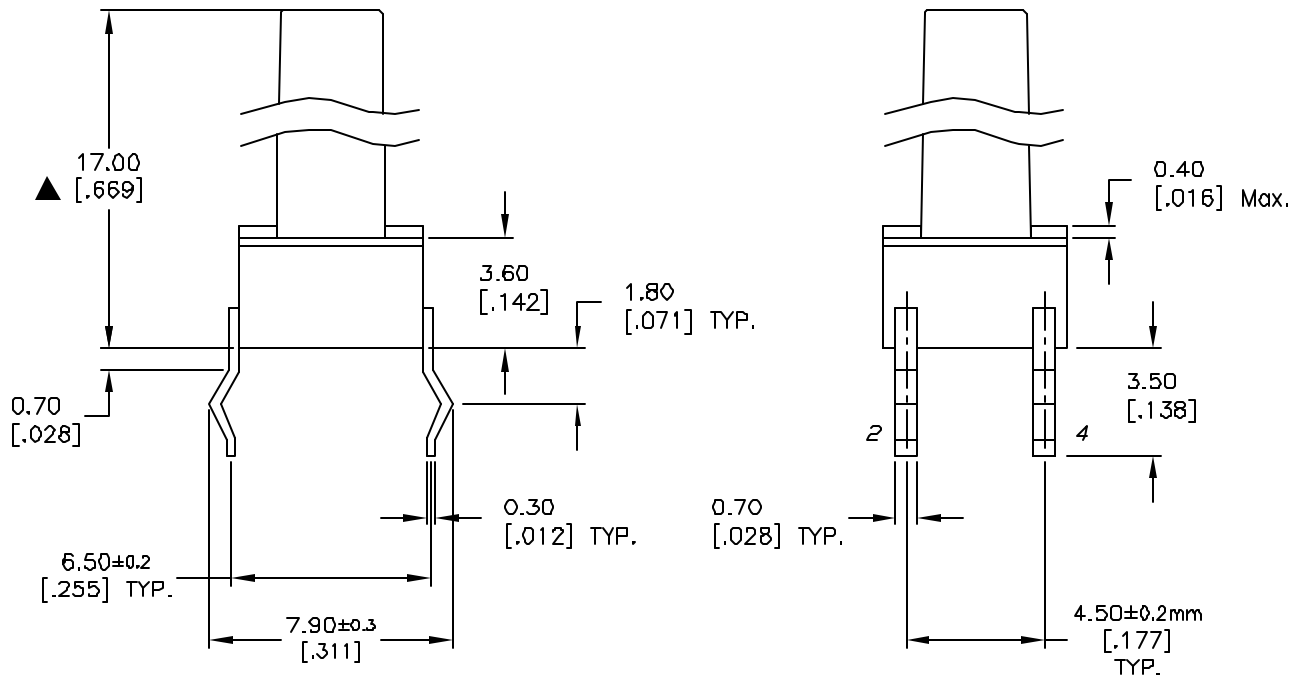
RECOMMENDED P.C.B. LAYOUT
SCALE 3:1



CIRCUIT: SPST

NOTES:

1. ALL DIMENSIONS IN MM [INCH]
2. GENERAL TOLERANCE: X.X=±0.4
X.XX=±0.25
3. TERM. NOS. FOR REFERENCE ONLY.
4. RATINGS: 12VDC, 50mA
- ▲ 5. OPERATING FORCE: 100±50gf
6. TRAVEL: 0.25±0.1mm
7. CONTACT RESISTANCE: 100 milli Ω Max.
8. DIELECTRIC STRENGTH: 250V RMS min.
9. INSULATION RESISTANCE: 100 Mega Ω min.
10. ELECTRICAL LIFE: 100,000 CYCLES min.
- ▲ 11. DESIGNATE MAJOR FEATURE:



E-SWITCH®

TITLE					TL1105L F100 Q				
SCALE	DATE	DR	DWG	REV					
4:1	10/23/01	CJB	P010038	A					

A	11775	RELEASED FOR PRODUCTION	10/23/01	CJB
REV.	ECN No.	DESCRIPTION	DATE	CHKD
THE INFORMATION CONTAINED IN THIS DOCUMENT IS PROPRIETARY TO E-SWITCH AND IS NOT TO BE COPIED OR TRANSFERRED				