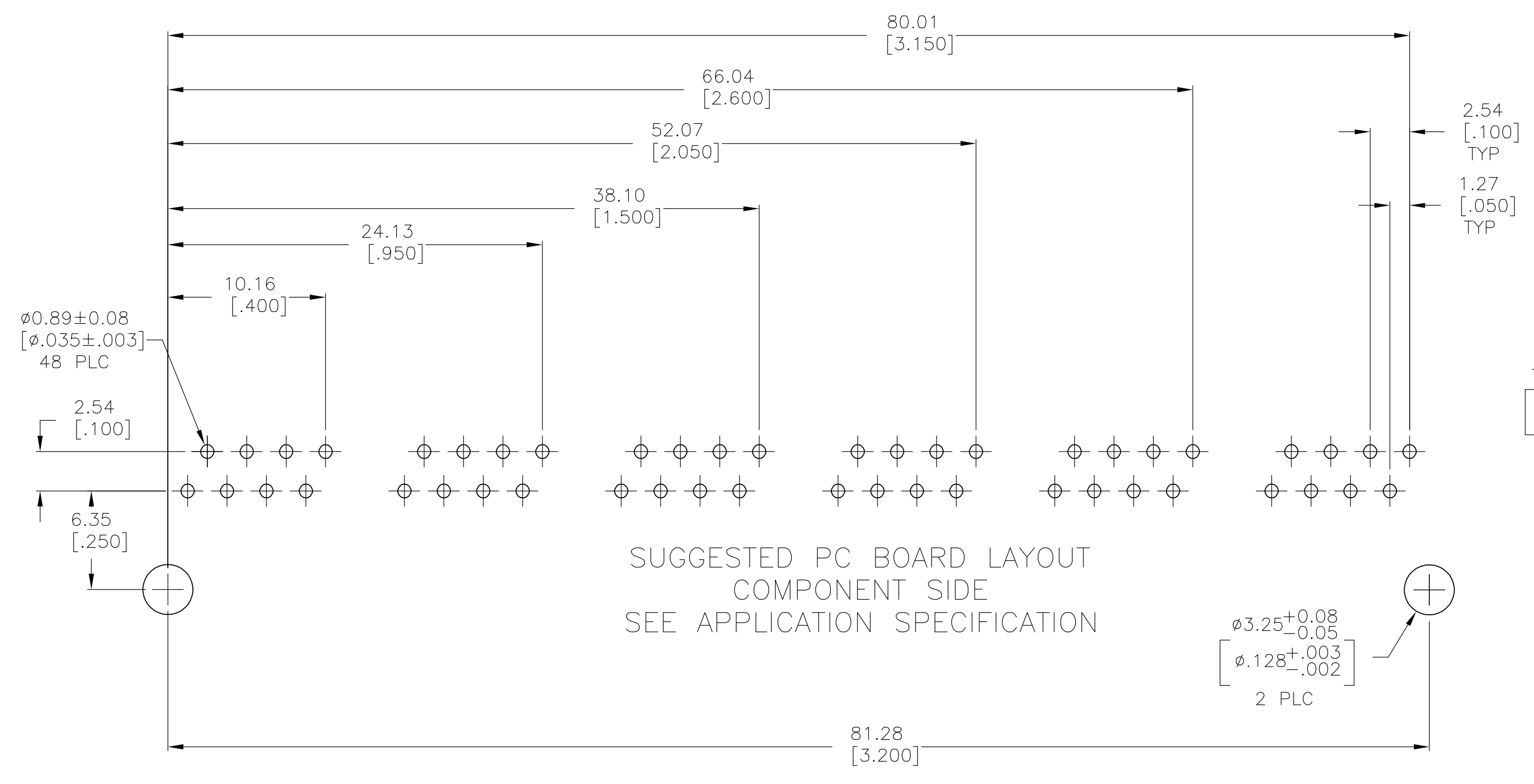
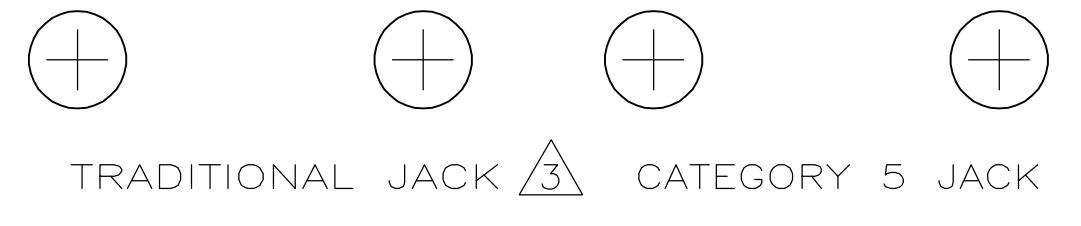



- MATERIAL: HOUSING—HIGH TEMPERATURE NYLON, BLACK, IR COMPATIBLE, UL 94V-0.
 TERMINALS - 0.33 [.013] THICK PHOS BRONZE PLATED WITH 1.27µm [.000050] MINIMUM HARD GOLD IN LOCALIZED AREA AND 3.81µm [.000150] MINIMUM MATTE TIN IN SOLDER AREA OVER 1.27µm [.000050] MINIMUM NICKEL UNDERPLATE

△ JACK CAVITY CONFORMS TO FCC RULES AND REGULATIONS, PART 68 SUBPART F.

△ CAUTION: CATEGORY 5 JACK SOLDER TAIL POSITIONS DO NOT FOLLOW SAME NUMBER SEQUENCE AS THAT OF THE TRADITIONAL JACKS.



SUGGESTED PC BOARD LAYOUT
 COMPONENT SIDE
 SEE APPLICATION SPECIFICATION



SUGGESTED PANEL CUTOUT

5558501-1
 PART NO.

THIS DRAWING IS A CONTROLLED DOCUMENT.		DWN W. LONG/L.A.MAYER 03NOV2006		Tyco Electronics Corporation Harrisburg, PA 17105-3608	
DIMENSIONS: mm [INCHES]		CHK J. WESTMAN 03NOV2006		APVD S. FLICKINGER 03NOV2006	NAME MODULAR JACK ASSEMBLY, 6 PORT, 8 POSITION, RIGHT ANGLE, CATEGORY 5
TOLERANCES UNLESS OTHERWISE SPECIFIED:		PRODUCT SPEC		SIZE	
0 PLC ± -		108-1392		CASE CODE	
1 PLC ± -		APPLICATION SPEC		DRAWING NO	
2 PLC ± 0.25 [.010]		114-2048		RESTRICTED TO	
3 PLC ± -		WEIGHT		A1 00779	
4 PLC ± -		CUSTOMER DRAWING		SCALE 4:1	
ANGLES ± -		FINISH		SHEET 1 OF 1	
SEE NOTE 1		SEE NOTE 1		REV B	