

Base strip - DFK-IPC 16/ 2-GFU-SH-10,16 - 1702895

Please be informed that the data shown in this PDF Document is generated from our Online Catalog. Please find the complete data in the user's documentation. Our General Terms of Use for Downloads are valid (<http://phoenixcontact.com/download>)

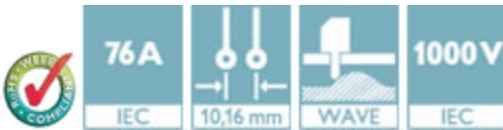
Header, Nominal current: 76 A, Rated voltage (III/2): 1000 V, Number of positions: 2, Pitch: 10.16 mm, Color: green, Contact surface: Silver, Mounting: Wave soldering



The figure shows a 5-pos. version of the product

Product Features

- Well-known mounting principle allows worldwide use
- Flange system enables secure fixing to the housing panel by means of tool-free snap-in locking or screws
- Inverted header with socket contacts for touch-proof device outputs or PCB/PCB connections
- Shroud for professional EMC shield feed-through on the inside of the device
- Screwable flange for superior mechanical stability
- Integrated double steel spring provides additional safety in the event of temperature and power fluctuations



Key Commercial Data

Packing unit	1 pc
Minimum order quantity	10 pc
Weight per Piece (excluding packing)	11.35 g
Custom tariff number	85366990
Country of origin	Poland

Technical data

Dimensions

Length	34.55 mm
Pitch	10.16 mm
Dimension a	10.16 mm
Constructional height	19.9 mm
Height	22 mm

Base strip - DFK-IPC 16/ 2-GFU-SH-10,16 - 1702895

Technical data

Dimensions

Length of the solder pin	4.1 mm
Pin dimensions	0,8 x 1,2
Pin spacing	10.16 mm
Hole diameter	1.7 mm

General

Range of articles	DFK-IPC 16/..-GFU-SH
Insulating material group	I
Rated surge voltage (III/3)	8 kV
Rated surge voltage (III/2)	8 kV
Rated surge voltage (II/2)	6 kV
Rated voltage (III/3)	1000 V
Rated voltage (III/2)	1000 V
Rated voltage (II/2)	1000 V
Connection in acc. with standard	EN-VDE
Nominal current I _N	76 A
Maximum load current	76 A
Insulating material	PA
Flammability rating according to UL 94	V0
Color	green
Number of positions	2

Standards and Regulations

Connection in acc. with standard	EN-VDE
	CUL
Flammability rating according to UL 94	V0

Classifications

eCl@ss

eCl@ss 4.0	272607xx
eCl@ss 4.1	27260701
eCl@ss 5.0	27260701
eCl@ss 5.1	27141190
eCl@ss 6.0	27260704
eCl@ss 7.0	27440402
eCl@ss 8.0	27440402
eCl@ss 9.0	27440402

Base strip - DFK-IPC 16/ 2-GFU-SH-10,16 - 1702895

Classifications

ETIM

ETIM 3.0	EC001121
ETIM 4.0	EC002637
ETIM 5.0	EC001283

UNSPSC

UNSPSC 6.01	30211810
UNSPSC 7.0901	39121409
UNSPSC 11	39121409
UNSPSC 12.01	39121409
UNSPSC 13.2	39121409

Approvals

Approvals


Approvals

UL Recognized / SEV / cUL Recognized / EAC / IECCEB Scheme / EAC / cULus Recognized

Ex Approvals

Approvals submitted

Approval details

UL Recognized 			
	B	C	D
Nominal current I _N	55 A	55 A	5 A
Nominal voltage U _N	300 V	300 V	600 V

SEV	
Nominal current I _N	76 A
Nominal voltage U _N	1000 V

Base strip - DFK-IPC 16/ 2-GFU-SH-10,16 - 1702895

Approvals

cUL Recognized			
	B	C	D
Nominal current I _N	55 A	55 A	5 A
Nominal voltage U _N	300 V	300 V	600 V

EAC

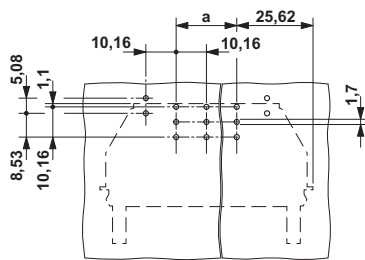
IECEE CB Scheme	
Nominal current I _N	76 A
Nominal voltage U _N	1000 V

EAC

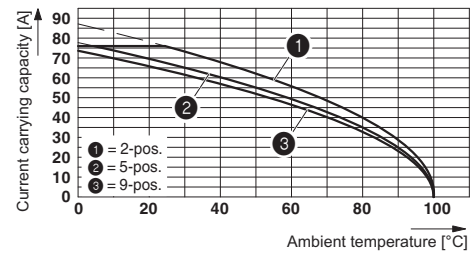
cULus Recognized

Drawings

Drilling diagram



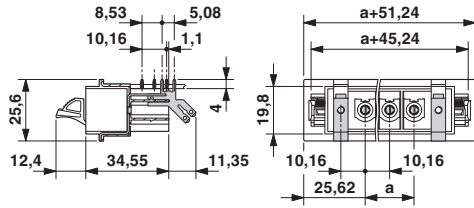
Diagram



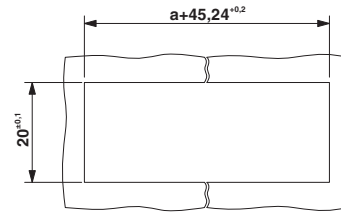
The illustration shows the derating curve for DFK-IPC 16/..-G-10,16 inverted plugs in combination with the inverted header IPC 16/..-ST-10,16.

Base strip - DFK-IPC 16/ 2-GFU-SH-10,16 - 1702895

Dimensional drawing

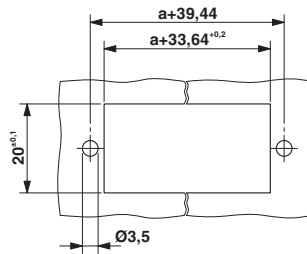


Dimensional drawing



Sheet metal cutout for snap-on.

Dimensional drawing



Sheet metal cutout for screw connection.