

# HC-D 64-EBUC-R


Order No.: 1679546



<http://eshop.phoenixcontact.de/phoenix/treeViewClick.do?UID=1679546>

HEAVYCON female insert, D64 series, 64-pos., crimp connection,  
rolled contacts

## Commercial data

GTIN (EAN)	
sales group	D010
Pack	10 pcs.
Customs tariff	85366990
Catalog page information	Page 440 (PC-2009)

## Product notes

WEEE/RoHS-compliant since:  
12/01/2005



<http://www.download.phoenixcontact.com>  
Please note that the data given here has been taken from the online catalog. For comprehensive information and data, please refer to the user documentation. The General Terms and Conditions of Use apply to Internet downloads.

## Technical data

### General data

Note	For HEAVYCON ADVANCE housings of B24 type and HEAVYCON housings of B24/48 types, crimp contacts CK1,6-ER / CK1,6-BR (crimp contacts not included in the scope of supply)
Connection method	Crimp connection
Ambient temperature (operation)	-40 °C ... 125 °C (including heating up of contacts)

Pollution degree	3
Surge voltage category	III
Constructional and testing regulations	DIN VDE 0627/86
	DIN VDE 0110/02.79
	DIN VDE 0110-1/04.97
	IEC 60664-1, DIN IEC 60512
	IEC 60352
Number of positions	64
Insertion/withdrawal cycles	≥ 500
Design	D64
Connection in acc. with standard	IEC / EN
Conductor cross-section	0.14 mm <sup>2</sup> ... 1.5 mm <sup>2</sup>
Connection cross-section AWG	26 ... 16
Stripping length of the individual wire	3 mm +0,5 (0.14 mm <sup>2</sup> ... 0.5 mm <sup>2</sup> )
	3.5 mm +1,0 (0.5 mm <sup>2</sup> ... 1.5 mm <sup>2</sup> )
Assembly instructions	- Use of HC-CST (1676857) keying pins and HC-CBU (1676860) keying sockets has been prescribed.
Connection	Connectors may be plugged in only when there is no load/voltage.

#### Material data

Inflammability class acc. to UL 94	V0
Contact material	Copper alloy
Contact surface material	Ag (alternatively Au)
Contact carrier material	PC

#### Electrical characteristics

Rated voltage (III/3)	250 V
Rated surge voltage	4 kV
Rated current	10 A

#### Certificates / Approvals



Certification

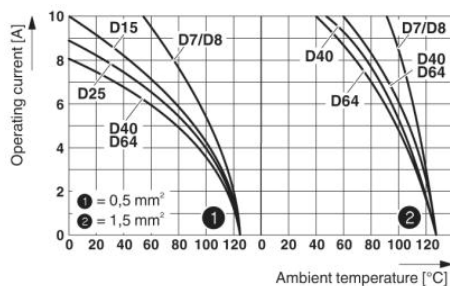
CSA, GOST, UL

**Accessories**

Item	Designation	Description
<b>General</b>		
1586141	HC-B 24-ANDOCK	Docking frame for racks, for contact inserts of B24 type, with four M5 flat headed screws, rack balance x/y axis +/- 1.5 mm
1644326	HC-B-3PE	PE multiplier, for three PE connections, for HC-B (besides HC-B..E..ZZ) / HC-BB / HC-DD / HC-D40 / HC-D64 contact inserts
1604997	HC-B-PES	PE screw, for contact inserts HC-B / HC-BB / HC-DD / HC-D40 / HC-D64
1685327	HC-B-ZG	Strain relief clamps contact inserts of series: B-, BB-, D 40, D 64, DD and HV, straight cable exit
1685330	HC-B-ZS	Strain relief clamps contact inserts of series: B-, BB-, D 40, D 64, DD and HV, lateral cable exit
1772722	HC-CB	Coding pin, prevents mismatching of up to six plug connectors with an identical number of positions
1676860	HC-CBU	Keying socket for coding up to 16 plug connectors
1676857	HC-CST	Keying peg for coding up to 16 plug connectors
1660944	HC-SMP 150-B24-AMQ	HEAVYCON connector assembly frame with panel mounting base with double locking latch, for contact inserts of type B24
1687985	HC-SMR-B24	HEAVYCON connector assembly frame, for contact inserts of type B24

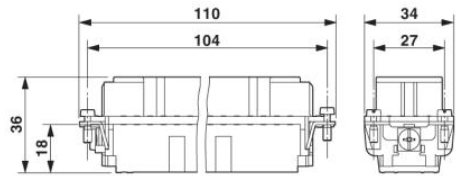
**Diagrams/Drawings**

Diagram

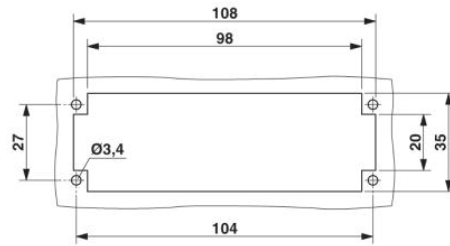


Derating diagram: HC-D...C series

Dimensioned drawing




Female insert



Panel cutout

Schematic diagram



Connector pin assignment, connection side

**Address**

PHOENIX CONTACT Inc., USA  
586 Fulling Mill Road  
Middletown, PA 17057, USA  
Phone (800) 888-7388  
Fax (717) 944-1625  
<http://www.phoenixcon.com>



© 2010 Phoenix Contact  
Technical modifications reserved;