




APPLICABLE STANDARD					
RATING	OPERATING TEMPERATURE RANGE	-55 °C TO 85 °C	STORAGE TEMPERATURE RANGE	-10 °C TO 60 °C ⁽³⁾	
	VOLTAGE	100 V AC	OPERATING HUMIDITY RANGE	40 % TO 80 %	
	CURRENT	0.4 A	STORAGE HUMIDITY RANGE	40 % TO 70 % ⁽³⁾	
SPECIFICATIONS					
ITEM	TEST METHOD		REQUIREMENTS	QT	AT
CONSTRUCTION					
GENERAL EXAMINATION	VISUALLY AND BY MEASURING INSTRUMENT.		ACCORDING TO DRAWING.	x	x
MARKING	CONFIRMED VISUALLY.			x	x
ELECTRIC CHARACTERISTICS					
CONTACT RESISTANCE	100 mA (DC OR 1000 Hz).		80 mΩ MAX. ⁽¹⁾	x	-
CONTACT RESISTANCE MILLIVOLT LEVEL METHOD	20 mV MAX, 1 mA(DC OR 1000Hz)		100 mΩ MAX. ⁽²⁾	x	-
INSULATION RESISTANCE	250 V DC.		100 MΩ MIN.	x	-
VOLTAGE PROOF	300 V AC FOR 1 min.		NO FLASHOVER OR BREAKDOWN.	x	-
MECHANICAL CHARACTERISTICS					
INSERTION AND WITHDRAWAL FORCE	MEASURED BY APPLICABLE CONNECTOR.		INSERTION FORCE: 168 N MAX. WITHDRAWAL FORCE: 15.6 N MIN.	x	-
MECHANICAL OPERATION	50 TIMES INSERTIONS AND EXTRACTIONS.		① CONTACT RESISTANCE: 100 mΩ MAX. ⁽²⁾ ② NO DAMAGE, CRACK AND LOOSENESS OF PARTS.	x	-
VIBRATION	FREQUENCY 10 TO 55 Hz, AMPLITUDE : 1.5 mm, AT 2 h FOR 3 DIRECTION.		① NO ELECTRICAL DISCONTINUITY OF 1 μs. ② CONTACT RESISTANCE: 100 mΩ MAX. ⁽²⁾	x	-
SHOCK	490 m/s ² , DURATION OF PULSE 11 ms AT 3 TIMES FOR 3 DIRECTIONS.		③ NO DAMAGE, CRACK AND LOOSENESS OF PARTS.	x	-
ENVIRONMENTAL CHARACTERISTICS					
DAMP HEAT (STEADY STATE)	EXPOSED AT 40±2 °C, 90 ~ 95 %, 96 h.		① CONTACT RESISTANCE: 100 mΩ MAX. ⁽²⁾ ② INSULATION RESISTANCE: 100 MΩ MIN.	x	-
RAPID CHANGE OF TEMPERATURE	TEMPERATURE-55→+15~+35→+85→+15~+35°C TIME 30 → 2~3 → 30 → 2~3 min UNDER 5 CYCLES.		③ NO DAMAGE, CRACK AND LOOSENESS OF PARTS.	x	-
CORROSION SALT MIST	EXPOSED IN 5 % SALT WATER SPRAY FOR 48 h.		① CONTACT RESISTANCE: 100 mΩ MAX. ⁽²⁾ ② NO HEAVY CORROSION.	x	-
HYDROGEN SULPHIDE	EXPOSED IN 3 PPM FOR 96 h. (TEST STANDARD: JEIDA-38)			x	-
RESISTANCE TO SOLDERING HEAT	1) REFLOW SOLDERING : 250 °C MAX, : 220 °C MIN, FOR 60 s 2) SOLDERING IRONS : 360 °C, FOR 5 s		NO DEFORMATION OF CASE OF EXCESSIVE LOOSENESS OF THE TERMINALS.	x	-
SOLDERABILITY	SOLDERED AT SOLDER TEMPERATURE, 240 ± 3°C, FOR IMMERSION DURATION, 3 s.		A NEW UNIFORM COATING OF SOLDER SHALL COVER A MINIMUM OF 95 % OF THE SURFACE BEING IMMersed.	x	-
	COUNT	DESCRIPTION OF REVISIONS	DESIGNED	CHECKED	DATE
					
REMARK			APPROVED	HS. OKAWA	09. 01. 06
(1)THIS CONNECTOR'S INITIAL CONTACT RESISTANCE SHALL BE 80 mΩ, BECAUSE OF THE BULK RESISTANCE OF STACKING HEIGHT 16 mm TYPE.			CHECKED	HT. YAMAGUCHI	09. 01. 06
(2)AFTER TEST, THE CHANCE OF THE CONTACT RESISTANCE SHALL BE 20 mΩ MAX.			DESIGNED	SY. KAMIGA	09. 01. 05
(3)THIS STORAGE INDICATES A LONG-TERM STORAGE STATE FOR THE UNUSED PRODUCT BEFORE THE BOARD MOUNTED.			DRAWN	HK. SUNADORI	08. 12. 26
Unless otherwise specified, refer to JIS C 5402.					
Note QT:Qualification Test AT:Assurance Test X:Applicable Test			DRAWING NO.	ELC4-150964-25	
	SPECIFICATION SHEET		PART NO.	FX8C-120/120S11-SVJ(71)	
	HIROSE ELECTRIC CO., LTD.		CODE NO.	CL578-0906-0-71	 1/1