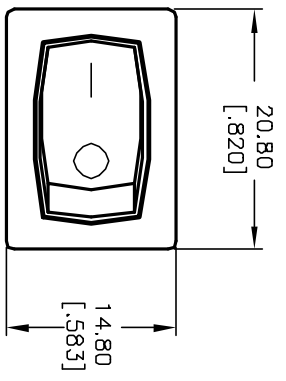
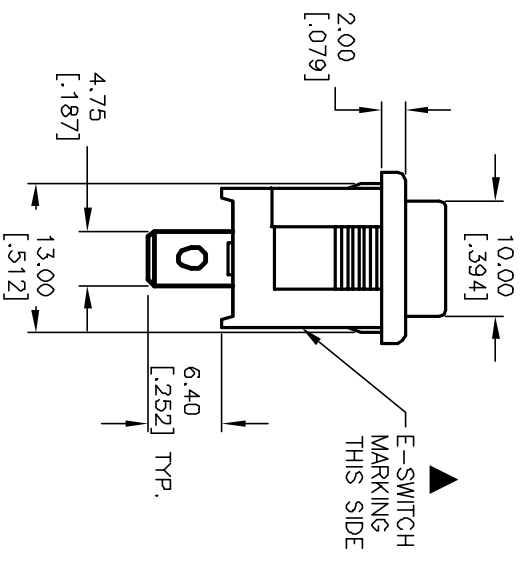
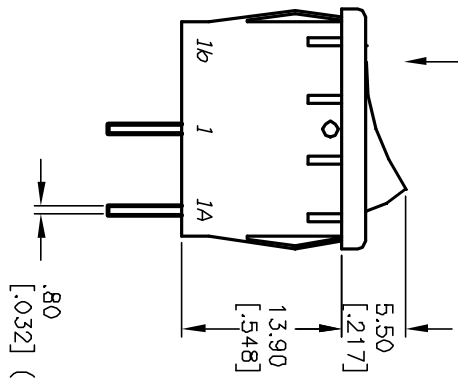


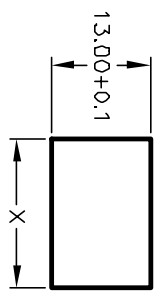
PANEL THICKNESS	X dimension
0.75-1.25 [0.30-.049]	19.2-.01 [7.56]
1.25-2.0 [0.49-.079]	19.4-.01 [7.64]
2.0-3.0 [0.79-.118]	19.8-.01 [7.80]



FIGS. 1

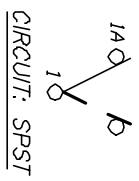


▲ E-SWITCH MARKING THIS SIDE



PANEL CUTOUT
NOT TO SCALE

SWITCH FUNCTION	
POS. 1	POS. 2
DN	OFF
1-1a	OPEN



NOTES:

1. ALL DIMENSIONS IN MM [INCH]
2. GENERAL TOLERANCE: X.X=±0.4 X.XX=±0.25
3. TERMINAL NUMBERS FOR REF ONLY
4. RATING: 15A @ 125VAC OR 6A @ 250VAC
5. MATERIALS: TERMINALS: Silver Plated Copper Alloy
CONTACTS: Coin Silver, Silver Plated
6. ELECTRIC LIFE: 10,000 cycles
7. CONTACT RESISTANCE: <20 Mega Ω
8. INSULATION RESISTANCE: >1000 Mega Ω
9. DIELECTRIC STRENGTH: >1500 V 1 minute
>3000 V between poles

E-SWITCH®

R1966A BLK BLK FF

REV.	ECN No.	DESCRIPTION	DATE	CHKD
B	11664	REVISED PART DESCRIPTION	9/18/01	CJB

TITLE	SCALE	DATE	DR	DWG	REV
R1966A BLK BLK FF	1.5:1	8/7/96	MM	M301100	B

THE INFORMATION CONTAINED IN THIS DOCUMENT IS PROPRIETARY TO E-SWITCH AND IS NOT TO BE COPIED OR TRANSFERRED