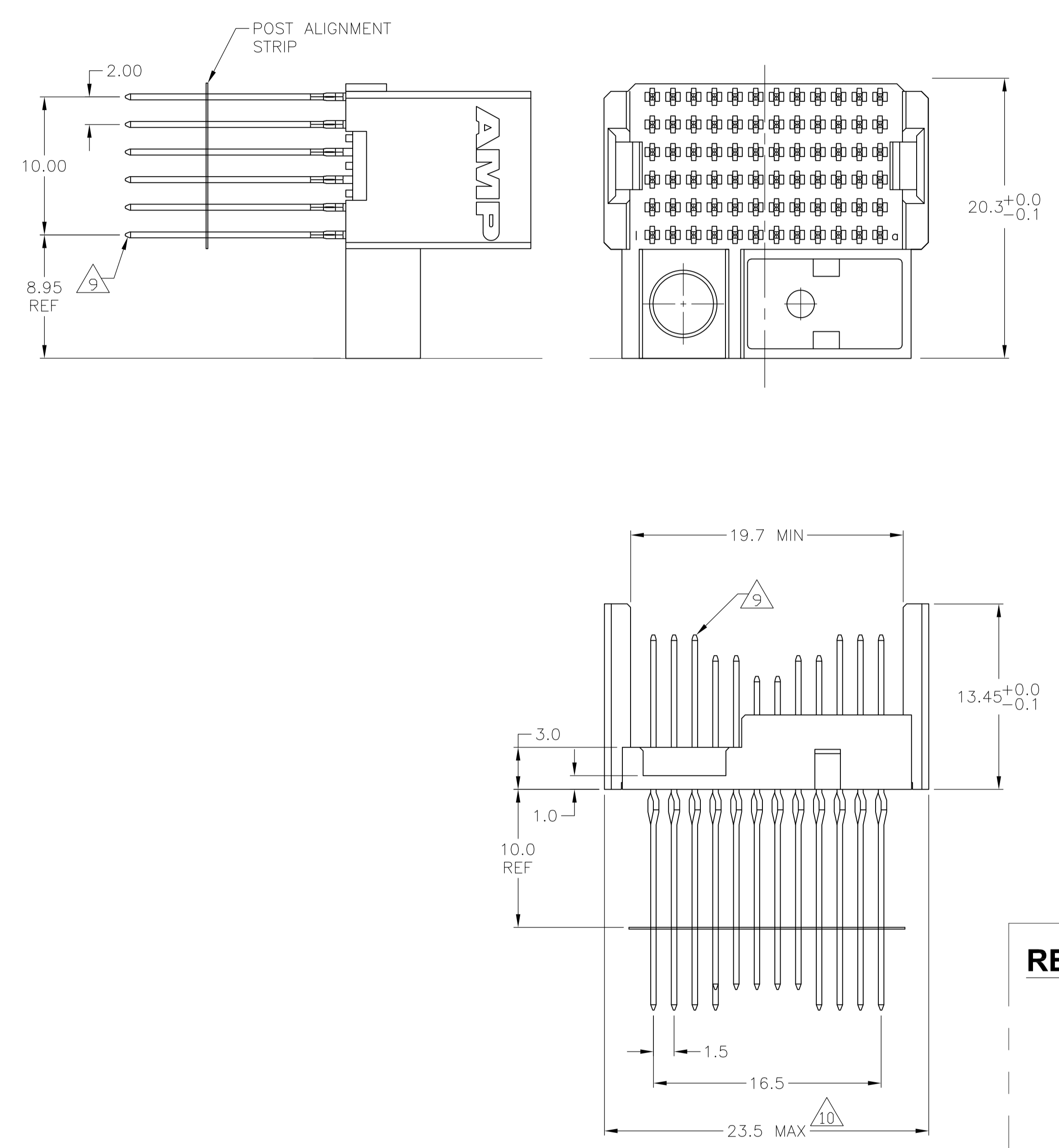
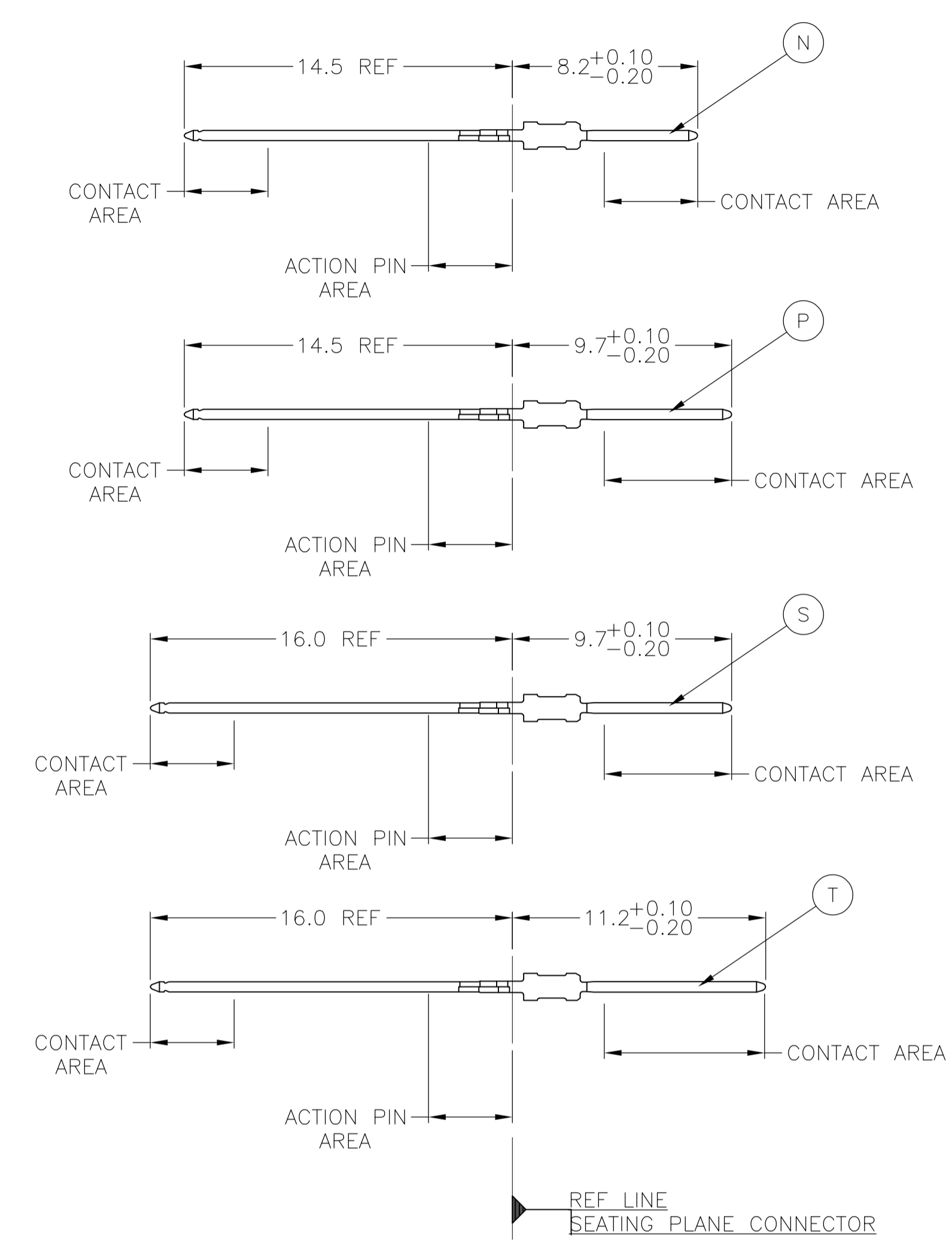


LOC		DIST		REVISIONS			
P	LTR	DESCRIPTION	DATE	DN	APVD		
C		REVISED PER ECO-10-017405	24AUG2010	SY	CW		
D		ECR-10-019054	15SEP10	DP	MQW		

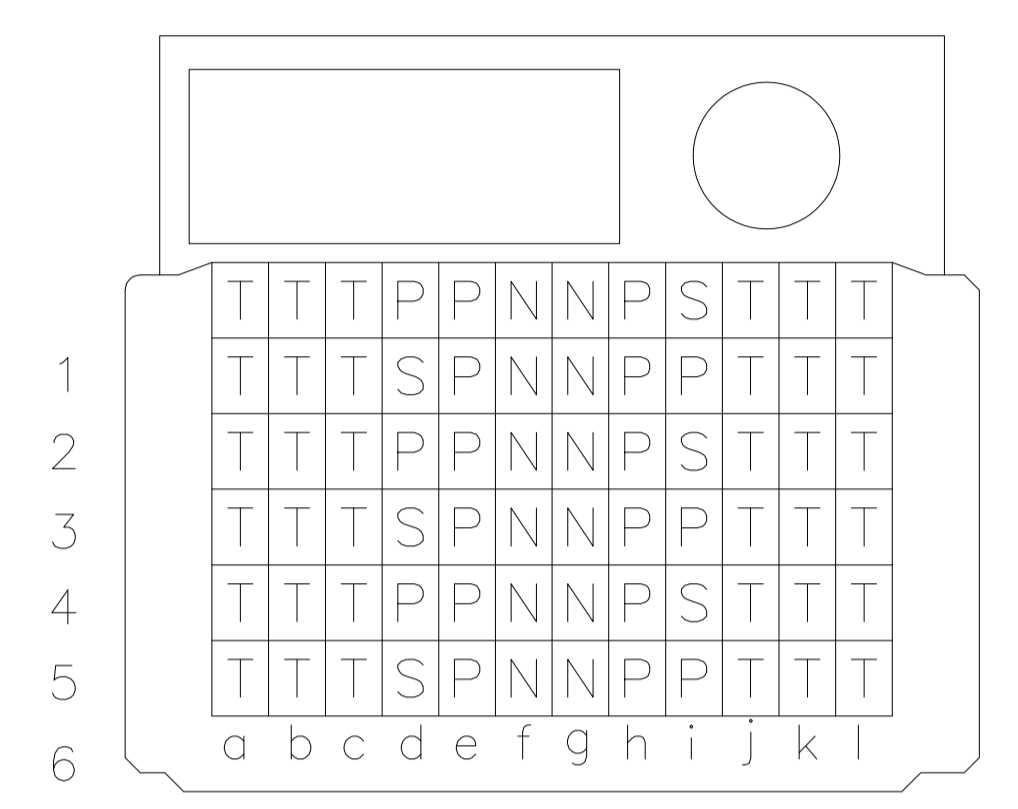
### CONNECTOR ASSEMBLY EXAMPLARY LOADED



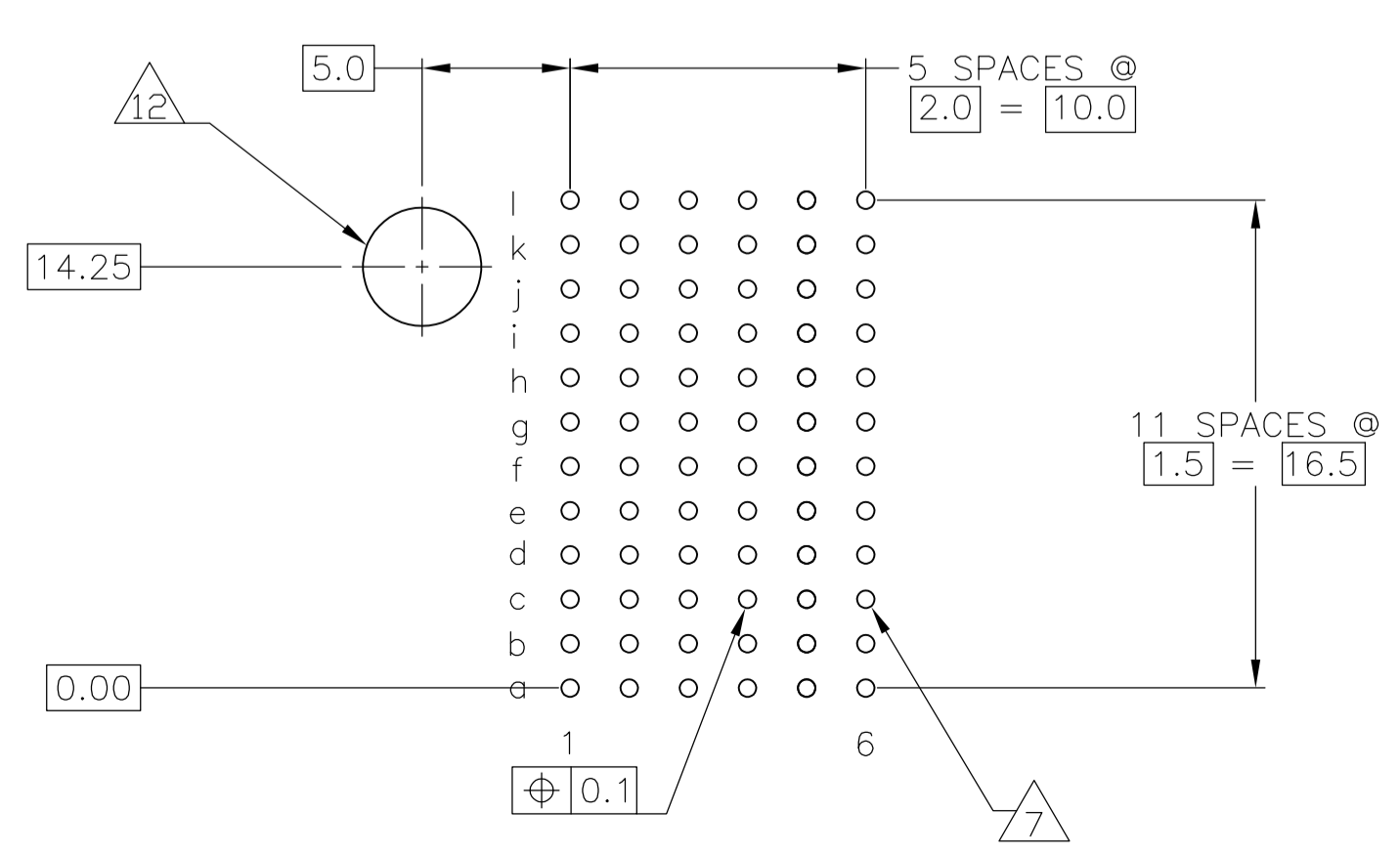
### CONTACT DIMENSIONS SCALE 5:1



### CONTACT LAYOUT



### RECOMMENDED PCB-HOLE LAYOUT COMPONENT SIDE SHOWN



### PLATED THRU HOLES PARAMETERS REFERENCE APPLICATION SPECIFICATION

2 6 11	1-5120825-9
2 5 11	5120825-9
2 4	5120825-4
2 3	5120825-1
FINISH	PART NUMBER

THIS DRAWING IS A CONTROLLED DOCUMENT.

DIMENSIONS: mm	TOLERANCES UNLESS OTHERWISE SPECIFIED:	DIN B. CARBO 02JUN05	02JUN05	Tyco Electronics Corporation Harrisburg, Pa 17105-3608
0-PLC ±	1-PLC ±0.1	CHK G. SKIPPER	02JUN05	NAME
2-PLC ±	3-PLC ±	APVD G. SKIPPER	02JUN05	PRODUCT SPEC
4-PLC ±	ANGLES	108-1738		MALE ASSEMBLY, Z-PACK 2mm HM, LEFT HAND, 12 ROW
MATERIAL 1	FINISH SEE TABLE	APPLICATION SPEC	114-1132	SIZE CAGE CODE DRAWING NO
		WEIGHT	A1 00779	RESTRICTED TO
		CUSTOMER DRAWING	SCALE 4:1	SHEET 1 OF 2

THIS DRAWING IS UNPUBLISHED. RELEASED FOR PUBLICATION  
 © COPYRIGHT BY TYCO ELECTRONICS CORPORATION. ALL RIGHTS RESERVED.

LOC		DIST		REVISIONS				
AD	00	REV	LYR	DESCRIPTION	DATE	DNW	APVD	
				SEE SHEET 1				

- 1 MATERIAL:  
CONTACT: PHOSPHOR BRONZE.  
HOUSING: GLASS-FILLED POLYESTER.
- 2 GENERAL PLATING SPECIFICATION: UNDERPLATING  
(ENTIRE CONTACT): 1.27µm MIN NICKEL AND ACTION  
PIN: 0.5µm MIN TIN.  
FOR PLATING OF MATING SURFACES SEE APPLICABLE  
SPECIFICATION REFERENCE FOR EACH DASH NUMBER.
- 3 CONFORMS TO ALL TESTING ACCORDING TO IEC 61076-4-101  
PERFORMANCE LEVEL 2.
- 4 CONFORMS TO ALL TESTING ACCORDING TO IEC 61076-4-101  
PERFORMANCE LEVEL 1.
- 5 CONNECTOR TESTED AND QUALIFIED AGAINST TELCORDIA GR-1217-CORE QUALITY LEVEL 3,  
CENTRAL OFFICE APPLICATIONS.
- 6 CONNECTOR TESTED AND QUALIFIED AGAINST TELCORDIA GR-1217-CORE QUALITY LEVEL 3,  
UNCONTROLLED ENVIROMENT APPLICATIONS.
- 7 PLATED-THROUGH HOLES AT 2x2mm SQUARE GRID  
PATTERN DEFINED BY CONTACT LAYOUT.
- 8 FOR ACTUAL PIN LOADING SEE "CONTACT LAYOUT".
- 9 FOR ACTUAL PIN DIMENSIONS SEE "CONTACT DIMENSIONS".
- 10 TO BE MEASURED AT BOTTOM OF SHROUD.
- 11 CONNECTOR LUBRICATED WITH BELCORE APPROVED LUBRICANT,  
TECHNICAL REFERENCE: TR-NWT-001217 ISSUE 1, SEP 1992.
- 12 GUIDE PIN HOLE DIAMETER CLEARANCE DEFINED BY CHOICE OF GUIDE PIN.

THIS DRAWING IS A CONTROLLED DOCUMENT.		DIN B CARBO 02JUN05		Tyco Electronics Corporation Harrisburg, Pa 17105-3608	
DIMENSIONS: mm		TOLERANCES UNLESS OTHERWISE SPECIFIED: 0-PLC ± 1-PLC ±0.1 2-PLC ± 3-PLC ± 4-PLC ± ANGLES		APVD G SKIPPER 02JUN05	
		PRODUCT SPEC 108-1738		NAME MALE ASSEMBLY, Z-PACK 2mm HM, LEFT HAND, 12 ROW	
MATERIAL SEE SHEET 1		FINISH SEE SHEET 1		APPLICATION SPEC 114-1132	
		WEIGHT -		SIZE CAGE CODE DRAWING NO A1 00779 C=5120825	
		CUSTOMER DRAWING		RESTRICTED TO -	
		SCALE 4:1		SHEET 2 OF 2 REV D	