

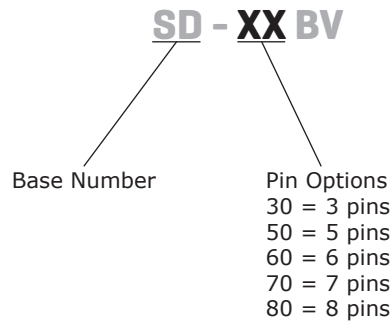
SERIES: SD-XXBV | **DESCRIPTION:** STANDARD DIN CONNECTOR

FEATURES

- PCB mount
- vertical
- shielded



PART NUMBER KEY



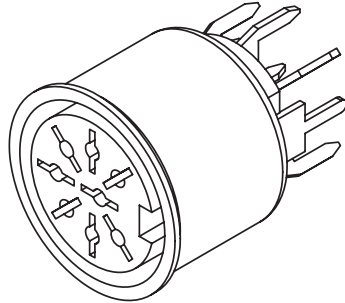
SPECIFICATIONS

| parameter | conditions/description | min | typ | max | units |
|----------------------------|--------------------------------|-----|-------|-----|--------|
| rated input voltage | | | 24 | | Vdc |
| rated input current | | | | 1 | A |
| contact resistance | | | | 30 | mΩ |
| insulation resistance | at 500 Vdc | 100 | | | MΩ |
| voltage withstand | 50/60 Hz at 0.5 A for 1 minute | | | 500 | Vac |
| insertion/withdrawal force | | 0.5 | | 5.5 | kg |
| operating temperature | | -20 | | 60 | °C |
| storage temperature | | -25 | | 70 | °C |
| life | | | 5,000 | | cycles |
| flammability rating | UL94V-0 | | | | |
| RoHS | 2011/65/EU | | | | |

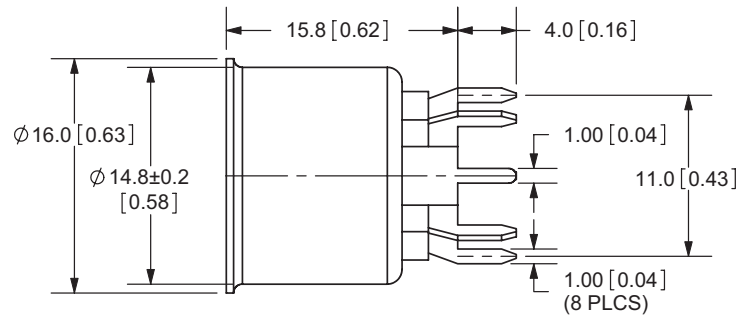
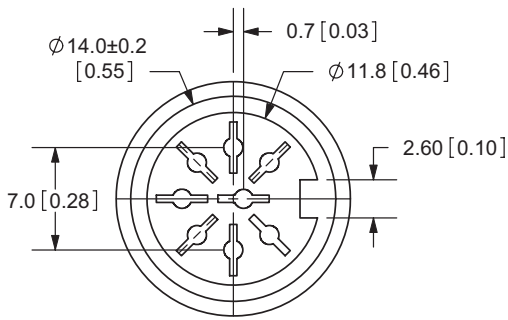
MECHANICAL DRAWINGS

units: mm[inches]

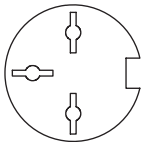
TOLERANCE: ±0.5mm



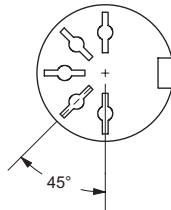
| | MATERIAL | PLATING |
|-------------------------|-----------------|---------|
| contact terminals (1~8) | brass | tin |
| sleeve | PBS | tin |
| cover | iron sheet | nickel |
| mouth bushing | PBT-94V0 G15 | |



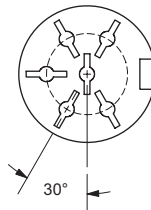
SD-30BV



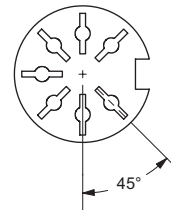
SD-50BV



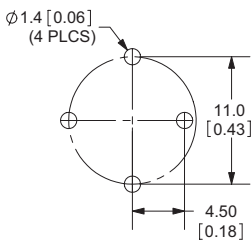
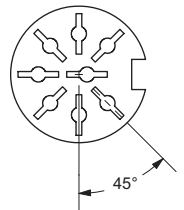
SD-60BV



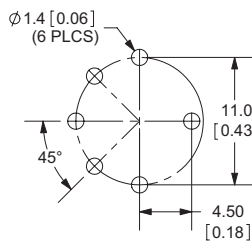
SD-70BV



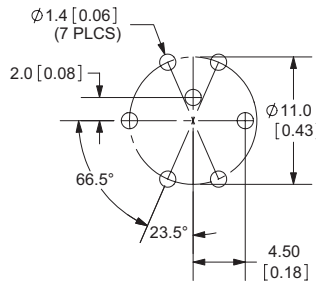
SD-80BV



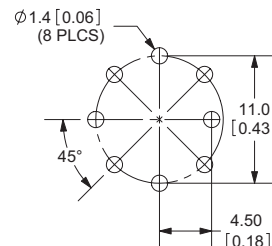
PCB LAYOUT FRONT VIEW



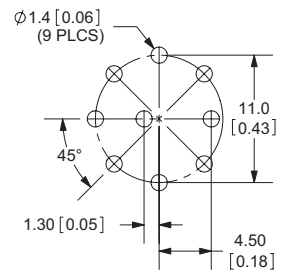
PCB LAYOUT FRONT VIEW



PCB LAYOUT FRONT VIEW



PCB LAYOUT FRONT VIEW



PCB LAYOUT FRONT VIEW

REVISION HISTORY

| rev. | description | date |
|------|---------------------------------|------------|
| 1.0 | initial release | 02/23/2006 |
| 1.01 | new template applied | 02/10/2012 |
| 1.02 | terminal plating changed to tin | 01/12/2016 |

The revision history provided is for informational purposes only and is believed to be accurate.



Headquarters
20050 SW 112th Ave.
Tualatin, OR 97062
800.275.4899

Fax 503.612.2383
cui.com
techsupport@cui.com

CUI offers a one (1) year limited warranty. Complete warranty information is listed on our website.

CUI reserves the right to make changes to the product at any time without notice. Information provided by CUI is believed to be accurate and reliable. However, no responsibility is assumed by CUI for its use, nor for any infringements of patents or other rights of third parties which may result from its use.

CUI products are not authorized or warranted for use as critical components in equipment that requires an extremely high level of reliability. A critical component is any component of a life support device or system whose failure to perform can be reasonably expected to cause the failure of the life support device or system, or to affect its safety or effectiveness.