

THIS DRAWING IS UNPUBLISHED. RELEASED FOR PUBLICATION 20
 © COPYRIGHT 20 TYCO ELECTRONICS CORPORATION ALL RIGHTS RESERVED.

LOC	DIST	REVISIONS					
		P	LTR	DESCRIPTION	DATE	DWN	APVD
1	-		A	AS PER ECR-14-002109	20FEB2014	RS	DD

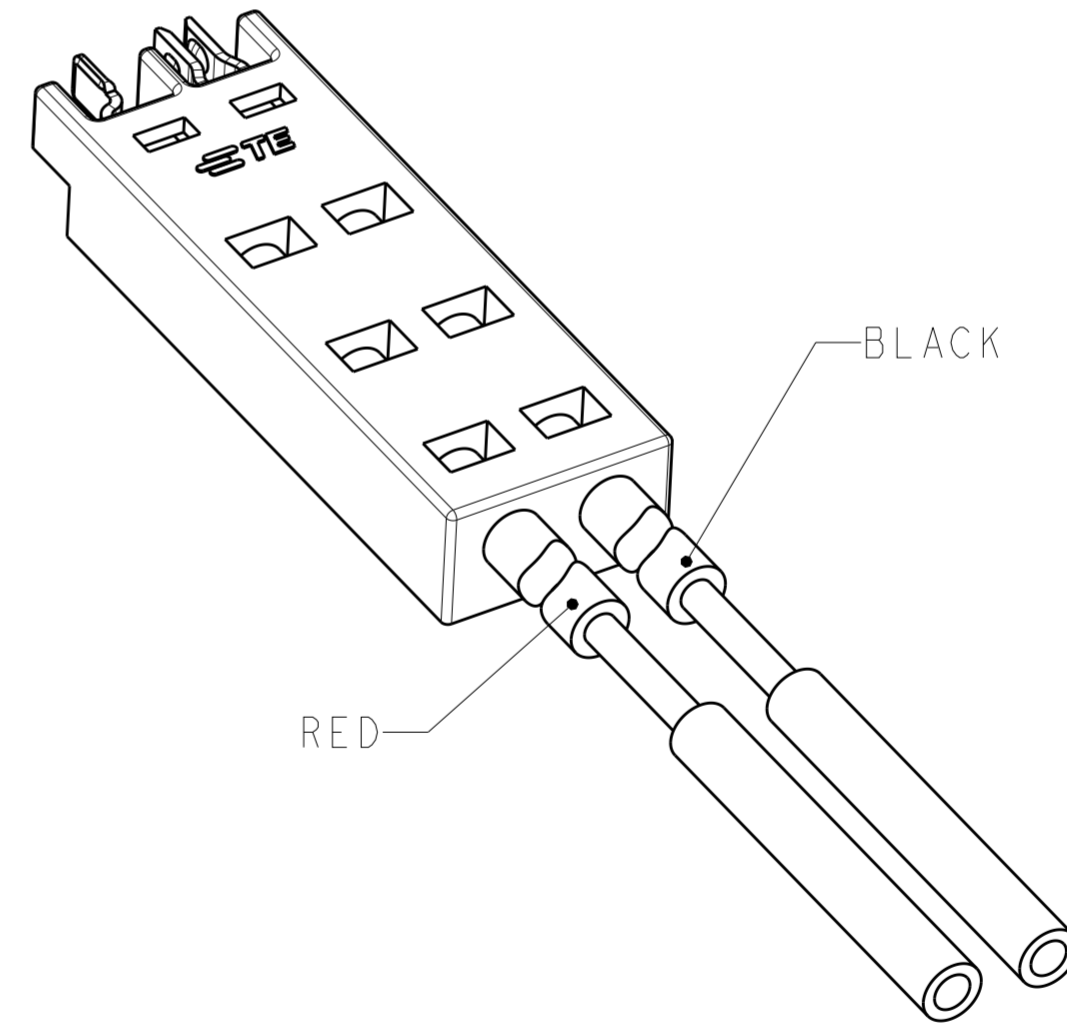
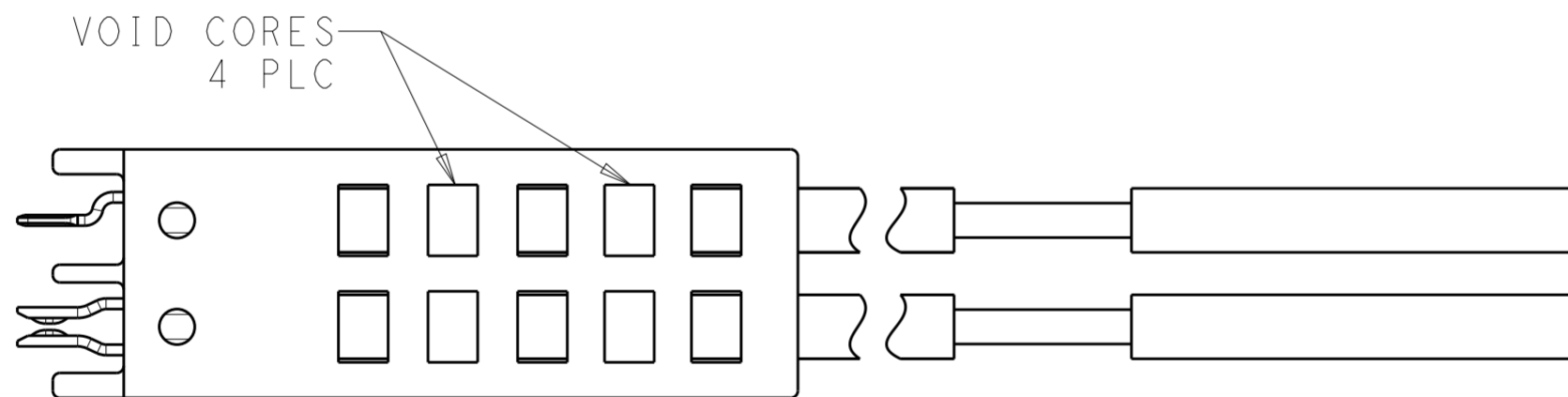
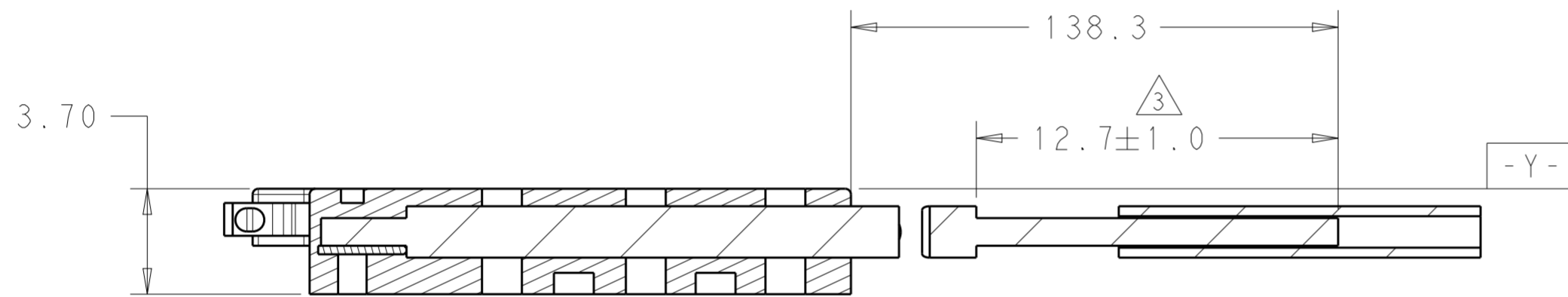
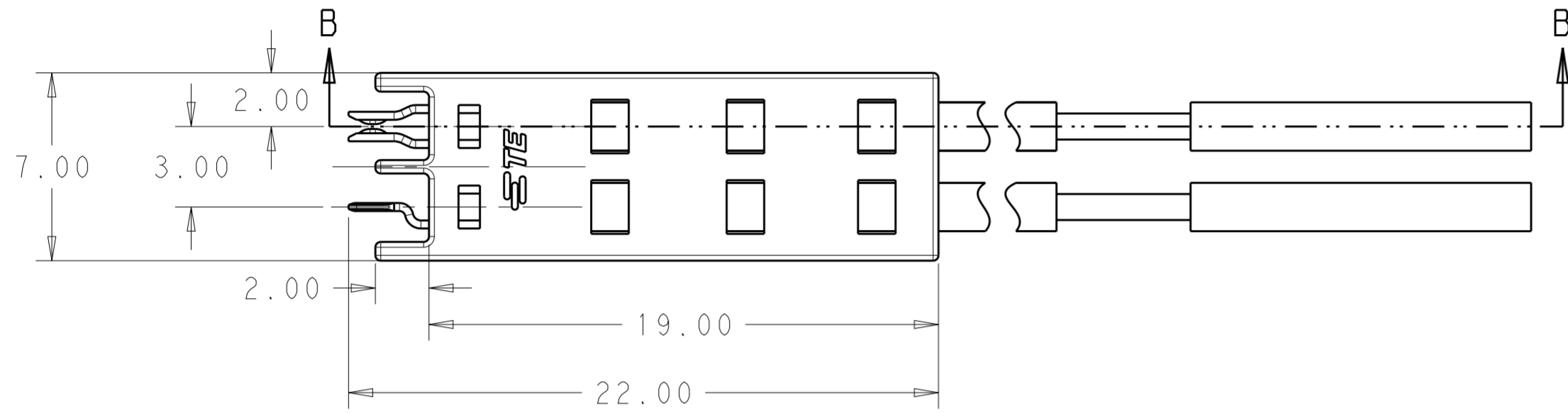
NOTES:

1 MATERIAL AND FINISH:

- HOUSING: THERMOPLASTIC
- PIN CONTACT: BRASS
- SOCKET CONTACT: COPPER ALLOY
- FINISH: TIN OVER NICKEL.
- WIRE: COPPER/TEFLON

2. TO ENSURE THE FUNCTION OF THE MINIATURE HERMAPHRODITIC W-B CONNECTORS, THE MINIATURE HERMAPHRODITIC W-B CONNECTOR SHOULD BE FIXED ON THE HEAT SINK OR SOME OTHER RIGID SUBSTRATE. CUSTOMER CAN USE TAPE, OR SOME OTHER METHOD TO FIX THE HEAT SINK.

3 STRIP AND RETAIN



2213203-1
PART NO.

THIS DRAWING IS A CONTROLLED DOCUMENT.		DWN J. SHAFFER 09 JAN 2013	TE Connectivity	
DIMENSIONS: mm		CHK D. DECKER 09 JAN 2013		
TOLERANCES UNLESS OTHERWISE SPECIFIED:		APVD D. DECKER 09 JAN 2013	NAME INSERT MOLDING ASSEMBLY DRAWING OF MINIATURE HERMAPHRODITIC, 2 POSITION	
0 PLC ±- 1 PLC ±0.2 2 PLC ±0.13 3 PLC ±0.013 4 PLC ±0.0001 ANGLES ±- FINISH		PRODUCT SPEC -	SIZE A2	CAGE CODE 00779
MATERIAL		APPLICATION SPEC -	DRAWING NO. C-2213203	RESTRICTED TO -
1		WEIGHT -	SCALE 5 SHEET 1 OF 1 REV A	
		Customer Drawing		