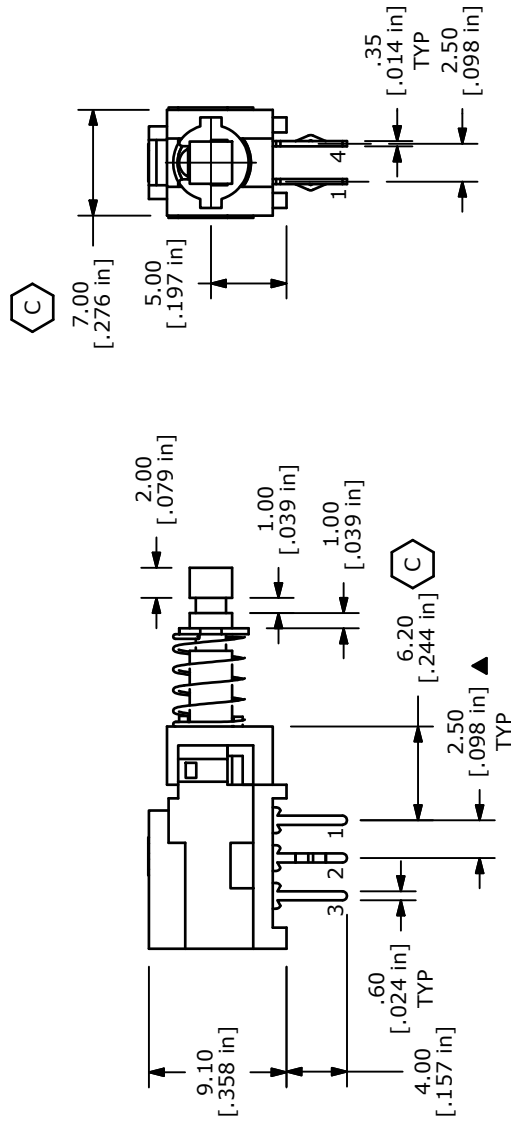
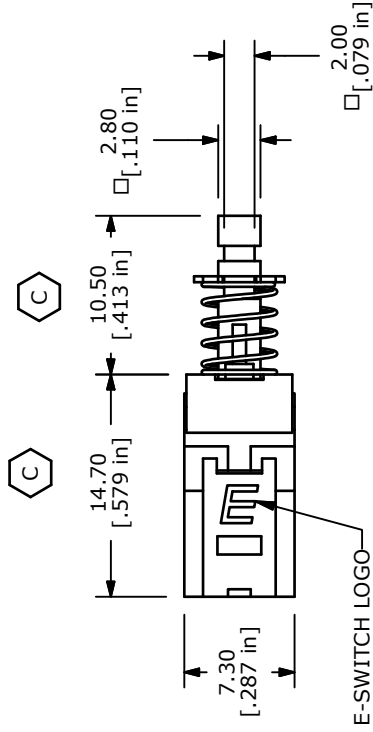
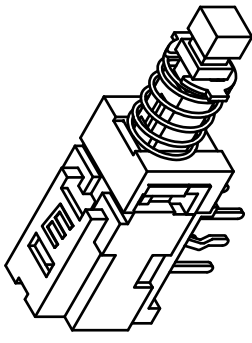


- NOTES:
1. ALL DIMENSIONS IN MM [INCH]
 2. GENERAL TOLERANCE: X.X=±0.4
X.XX=±0.25
 3. TERM. NOS. FOR REFERENCE ONLY.
 4. RATING 0.1A @30V DC
 - ▲ 5. MATERIALS:
CONTACT/TERMINALS: SILVER PLATE (B)
HOUSING: PBT UL94HB
BASE: PA66 UL94HB
ACTUATOR: POM
 6. CONTACT RESISTANCE: 100 MILLI-OHM (INITIAL) (C)
 - ▲ 7. TIMING: NON-SHORTING
 8. OPERATING FORCE: 230± 50GF
 9. TRAVEL: LATCHING
2MM TO LOCK
3MM OVERALL (C)
 10. ELECTRICAL LIFE: 10000 CYCLES
 11. OPERATING TEMP: -20°C TO +70°C
 12. ▲ DENOTES CRITICAL PARAMETER.
 13. 2002/95/EC (ROHS) COMPLIANT



E-SWITCH®

TITLE PBH2UEESNPAGX

REV	PCR NO	DESCRIPTION	DATE	BY
E	19670	CIRCUIT DIAGRAM UPDATE	2/10/11	BGL
D	15659	REMOVE DIMS, ADD ROHS, DIM FROM 0.90	1/5/06	PH
C	14893	CHANGED NOTES AND DIMENSIONS	5/3/05	JB
B	14790	ADD MATERIALS TO NOTES	3/29/05	AR
A	14691	RELEASED FOR PRODUCTION	2/14/05	AR

SCALE	2:1	DATE	2/2/2005	DR	AR	DWG	Q960030	REV	E
-------	-----	------	----------	----	----	-----	---------	-----	---

THE INFORMATION CONTAINED IN THIS DOCUMENT IS PROPRIETARY TO E-SWITCH AND IS NOT TO BE COPIED OR TRANSFERRED