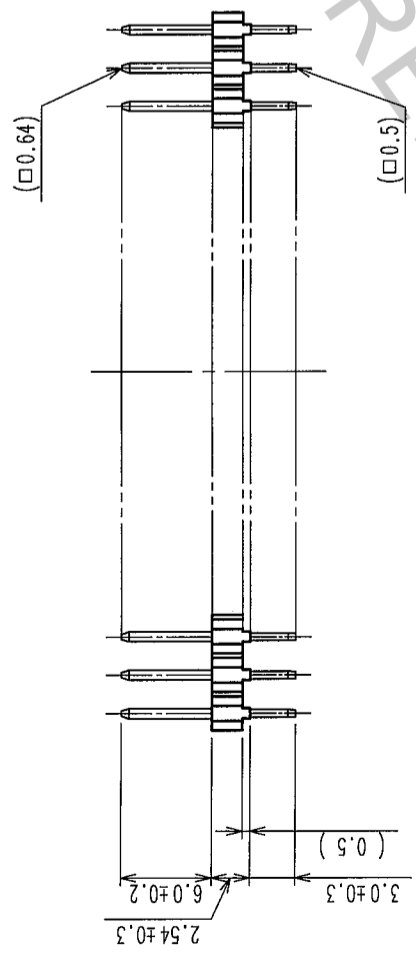
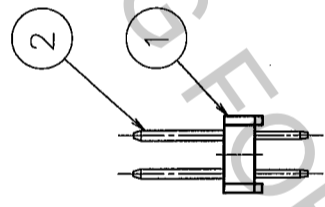
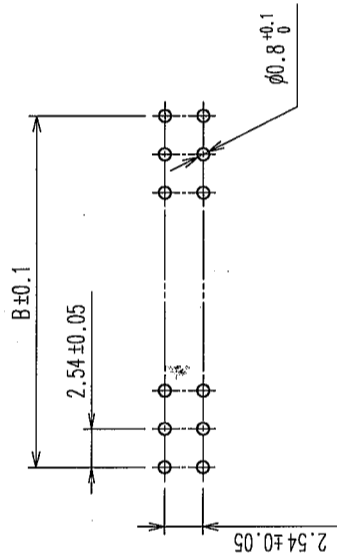
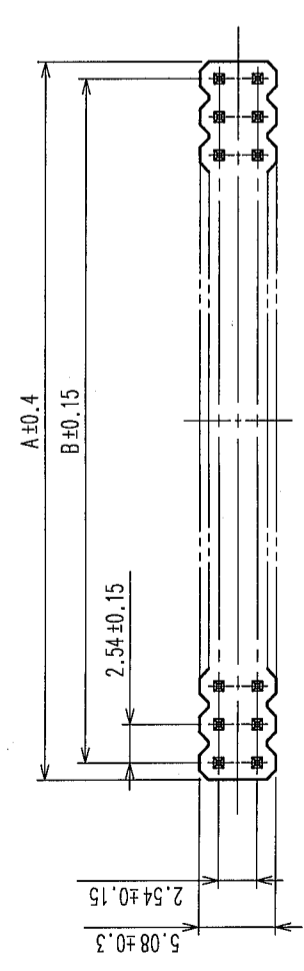


COUNT	DESCRIPTION OF REVISIONS	BY	CHKD	DATE	COUNT	DESCRIPTION OF REVISIONS	BY	CHKD	DATE
△					△				
△					△				
△					△				

RECOMMENDED PC BOARD HOLE PATTERN



PART No.	CODE No.	A	B
A1-4PA-2.54DSA(71)	CL619-0036-1-71	4	2.54
A1-6PA-2.54DSA(71)	CL619-0021-4-71	6	5.08
A1-8PA-2.54DSA(71)	CL619-0037-4-71	8	7.62
A1-10PA-2.54DSA(71)	CL619-0022-7-71	10	10.16
A1-12PA-2.54DSA(71)	CL619-0023-0-71	12	12.70
A1-14PA-2.54DSA(71)	CL619-0024-2-71	14	15.24
A1-16PA-2.54DSA(71)	CL619-0025-5-71	16	17.78
A1-18PA-2.54DSA(71)	CL619-0026-8-71	18	20.32
A1-20PA-2.54DSA(71)	CL619-0027-0-71	20	22.86
A1-24PA-2.54DSA(71)	CL619-0028-3-71	24	27.94
A1-26PA-2.54DSA(71)	CL619-0029-6-71	26	30.48
A1-30PA-2.54DSA(71)	CL619-0030-5-71	30	35.56
A1-34PA-2.54DSA(71)	CL619-0031-8-71	34	40.64
A1-40PA-2.54DSA(71)	CL619-0032-0-71	40	48.26
A1-50PA-2.54DSA(71)	CL619-0033-3-71	50	60.96
A1-60PA-2.54DSA(71)	CL619-0034-6-71	60	73.66
A1-64PA-2.54DSA(71)	CL619-0035-9-71	64	78.74

NOTES 1. THE DIMENSIONS IN PARENTHESES ARE FOR REFERENCE.  
 2. NUMBER OF CONTACTS.

1	PBT	BLACK	UL94V-0	2	BRASS	CONTACT AREA : GOLD 0.2μm min DIP AREA : TIN-PLATING 2μm min UNDER PLATING : NICKEL 2.5μm min	
NO.	MATERIAL	FINISH, REMARKS	NO.	MATERIAL	FINISH, REMARKS		
CODE NO. (OLD)	CL						
DRAWN		DESIGNED		CHECKED		APPROVED	
K. NAKAMURA		K. NAKAMURA		K. NAKAMURA		H. Ogasawara	
06.01.23		06.01.23		06.01.23		06.01.23	
SCALE		PART NO.		FINISH, REMARKS		RELEASED	
FREE		EDC3-152791-21		A1-**-PA-2.54DSA(71)			
UNITS		mm		CODE NO.		CL619	
		HIROSE ELECTRIC CO., LTD				1/1	

TO	
PCK	