THIS DRAWING IS UNPUBLISHED. RELEASED FOR PUBLICATION -,- .
© COPYRIGHT - BY TYCO ELECTRONICS CORPORATION. ALL RIGHTS RESERVED.

LOC	DIST
AD	25

REVISIONS

P	LTR	DESCRIPTION	DATE	DWN	APVD
	01	REVISED PER ECO-08-013371	09JUN08	DH	DB

1. HOUSING MATERIAL: GLASS-FILLED POLYMER.
2. CONTACT MATERIAL: COPPER ALLOY.
3. CONTACT FINISH: DIN 41612 CLASS 2 IN CONTACT AREA. TIN PLATE ON TAILS.
4. RECOMMENDED HOLE SIZE FOR MANUAL APPLICATION OF CONNECTOR ONTO PC BOARD.
5. MARKING ON THIS SIDE.
6. PART NUMBER, DATE CODE, THIS APPROXIMATE AREA.

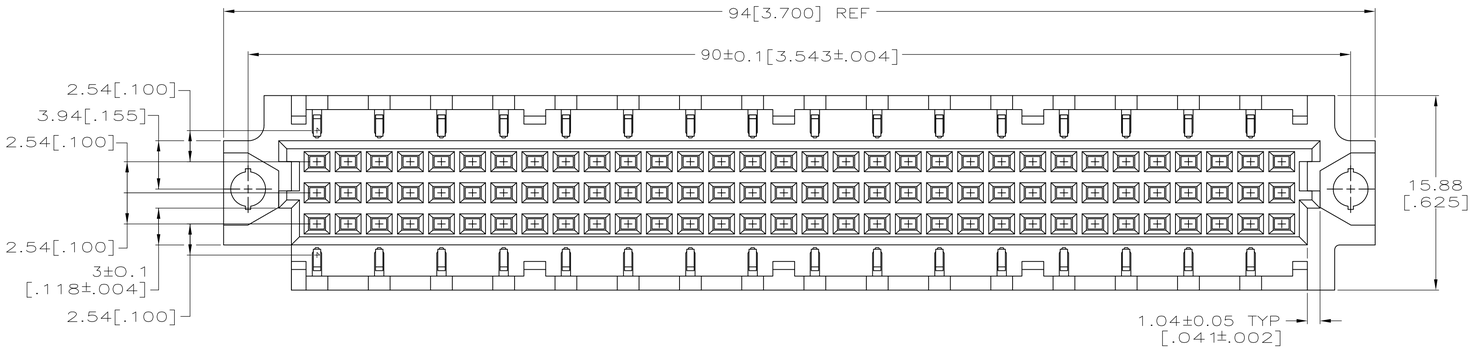

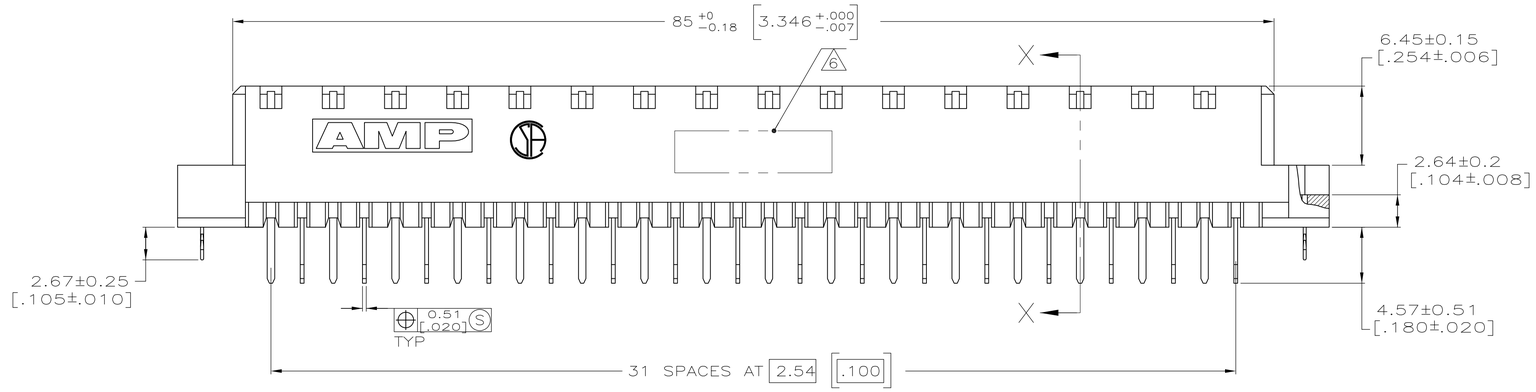

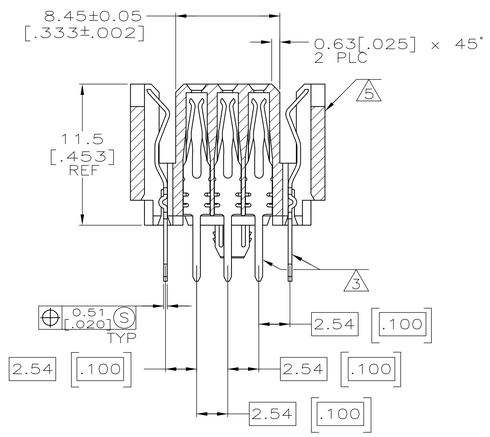

SECTION X-X

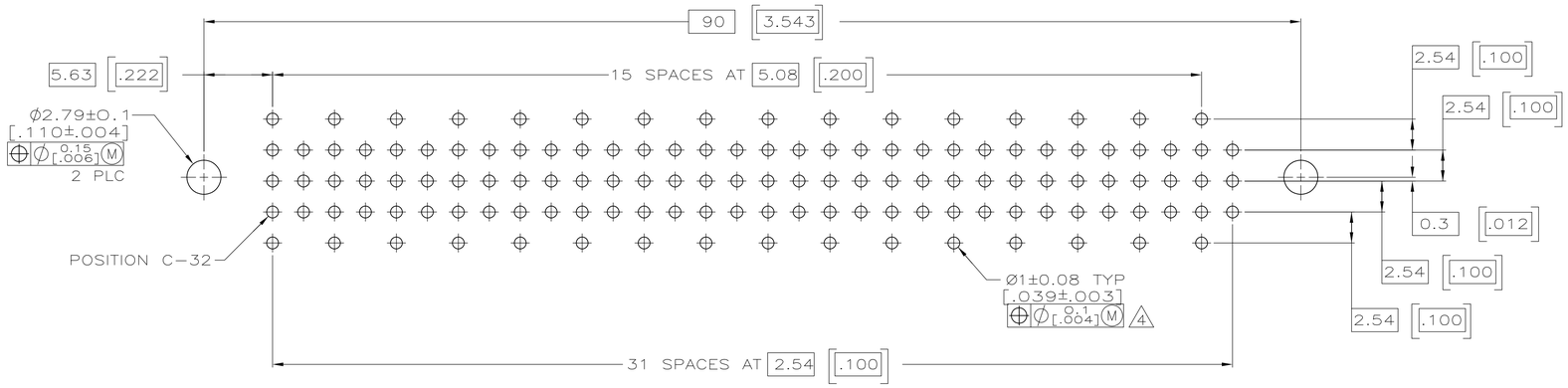

PC BOARD LAYOUT

ALL POSITIONS	*	*	*	*	*	128	5536155-5
POSITIONS LOADED	Y	X	C	B	A	NO. OF LOADED POSITIONS	ASSEMBLY PART NUMBER
	ROWS LOADED						

THIS DRAWING IS A CONTROLLED DOCUMENT.

DIMENSIONS: mm [INCHES]

TOLERANCES UNLESS OTHERWISE SPECIFIED:

0 PLC	± –
1 PLC	± –
2 PLC	± –
3 PLC	± 0.13[.005]
4 PLC	± –
ANGLES	± –

MATERIAL 1 2

FINISH 3

DWN J. POLIGNONE 18APR05
CHK A. SHARPE 18APR05
APVD A. SHARPE 18APR05

PRODUCT SPEC —
APPLICATION SPEC —
WEIGHT —

Tyco Electronics
Tyco Electronics Corporation
Harrisburg, PA 17105-3608

NAME ASSEMBLY, RECEPTACLE, ENHANCED, TYPE C, EUROCARD, 5-ROW, SOLDER, 4.57[.180]/4.70[.185] WITH BOARD-LOCKS

SIZE	CAGE CODE	DRAWING NO	RESTRICTED TO
A1	00779	C-5536155	—

CUSTOMER DRAWING | SCALE 4:1 | SHEET 1 OF 1 | REV 01