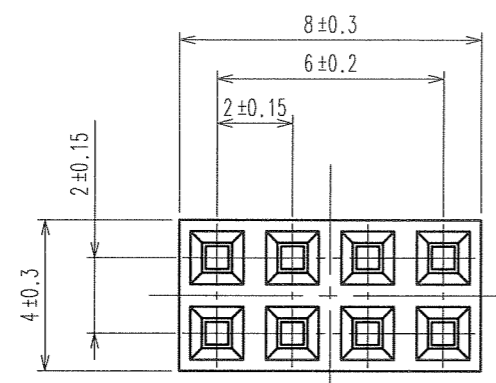
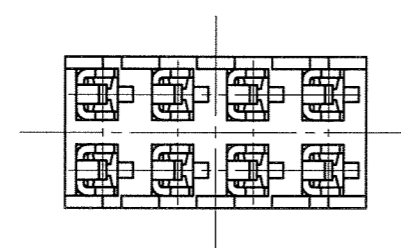
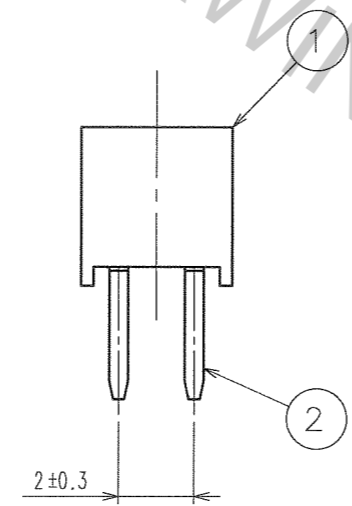
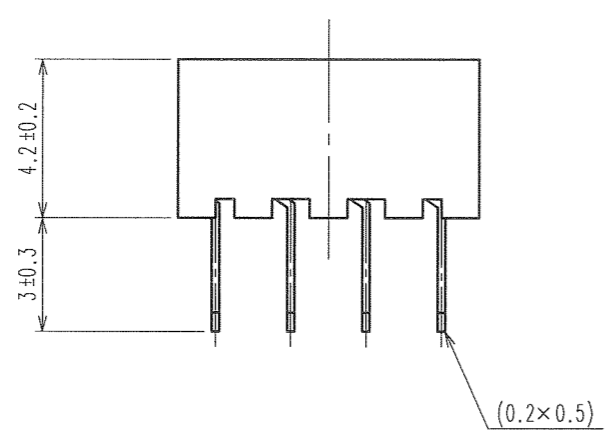
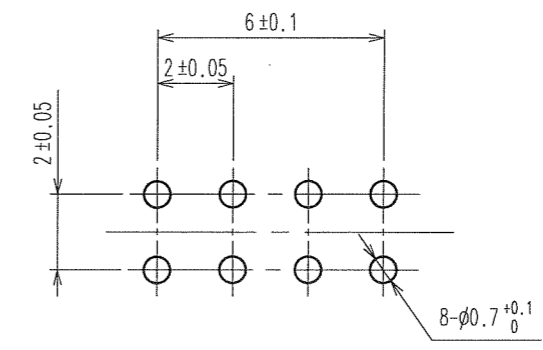


Apr.1.2017 Copyright 2017 HIROSE ELECTRIC CO., LTD. All Rights Reserved.

COUNT	DESCRIPTION OF REVISIONS	BY	CHKD	DATE	COUNT	DESCRIPTION OF REVISIONS	BY	CHKD	DATE



RECOMMENDED PC BOARD HOLE PATTERN



NOTE 1. THE CONTACT CUT SECTION IS UNPLATED.
2. THE DIMENSIONS IN PARENTHESES ARE FOR REFERENCE.

1	PBT	BLACK UL94V-0	2	PHOSPHOR BRONZE	CONTACT AREA:GOLD 0.2μ m min. DIP AREA:TIN-PLATING 1μ m min. UNDER PLATING:NICKEL 1μ m min.
NO.	MATERIAL	FINISH, REMARKS	NO.	MATERIAL	FINISH, REMARKS
CODE NO. (OLD) CL			DRAWN	DESIGNED	CHECKED
			K.NAKAMURA	K.NAKAMURA	H. Ozawa
			06.05.20	06.05.20	06.05.20
DRAWING NO. EDC3-081229-21			PART NO. A3C-8DA-2DSA(71)		
UNITS mm			CODE NO. CL621-0503-1-71		
HRS HIROSE ELECTRIC CO., LTD			1/1		