NOTES:
1. ASSURE ASSEMBLY CAPABILITY BY MATCHING WITH MATING PART
2. DIMENSIONS IN [ ] ARE IN MILLIMETERS

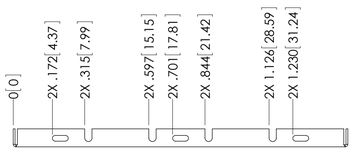

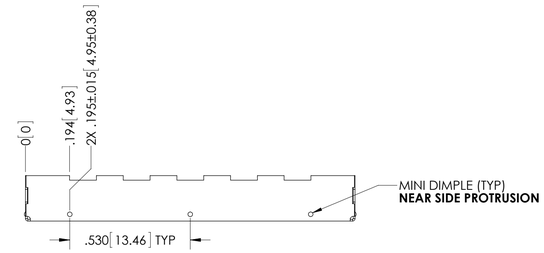

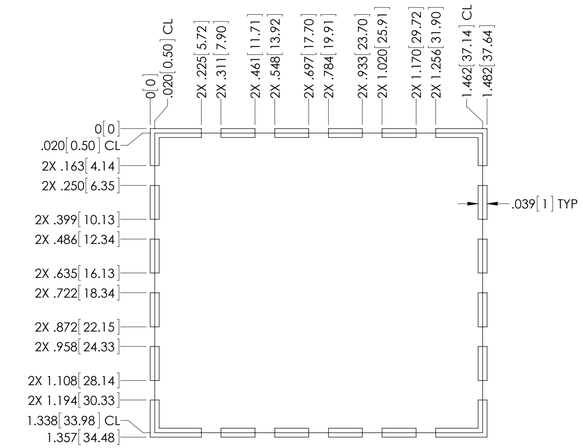

TRACE PATTERN

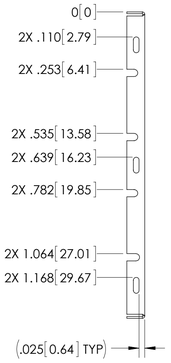

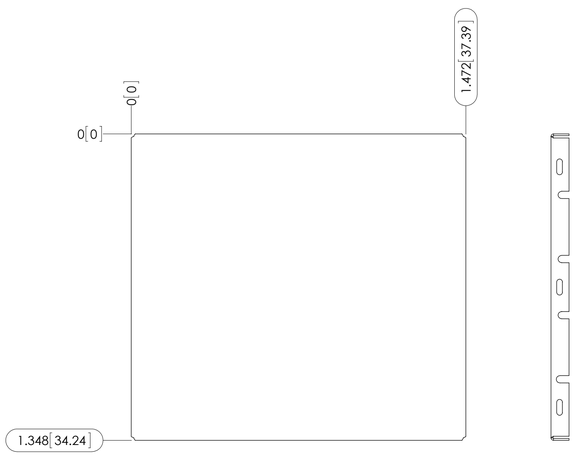

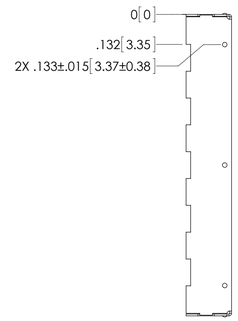

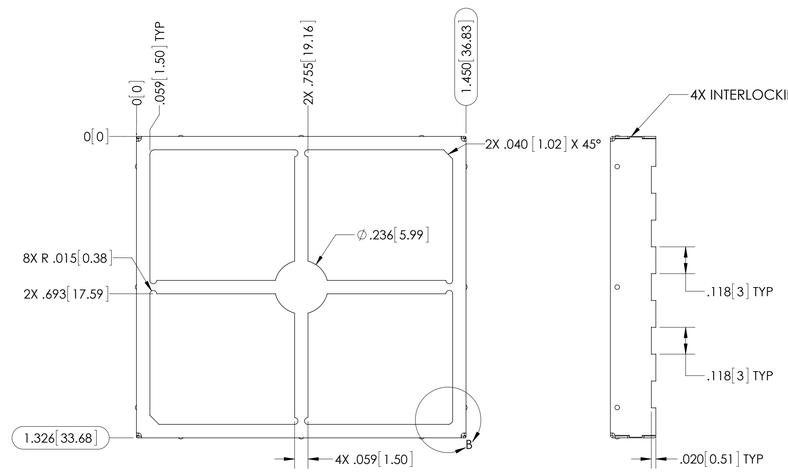

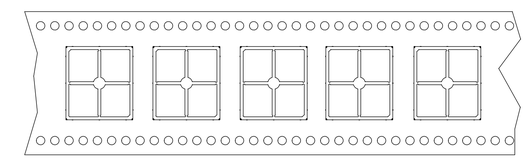

CARRIER TAPE

CARRIER TAPE SPECIFICATIONS						
PART NUMBER	DESCRIPTION	OVERALL DIMENSIONS	OVERALL HEIGHT	CARRIER TAPE WIDTH	CARRIER TAPE PITCH	PARTS PER REEL
SMS-406F	FRAME	1.450 X 1.326 (36.83 X 33.68)	.200 (5.08)	56 mm	40 mm	300
SMS-406C	COVER	1.472 X 1.348 (37.39 X 34.24)	.079 (2.01)	N/A	N/A	BULK PACK

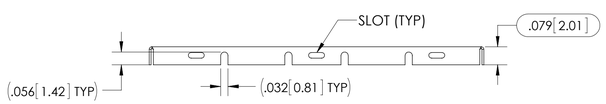

FORMED COVER

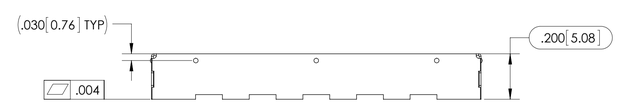

FORMED FRAME

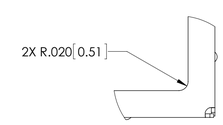

DETAIL B
SCALE 6 : 1

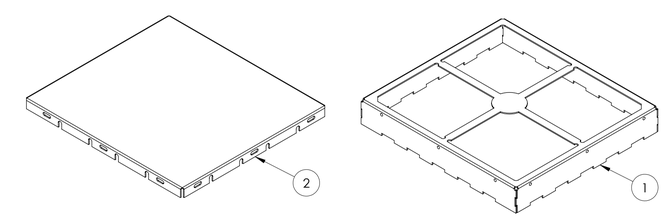

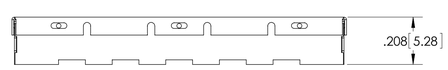

ASSEMBLY

ITEM NO.	PART NUMBER	DESCRIPTION	QTY.
1	SMS-406F	FRAME	1
2	SMS-406C	COVER	1

UNLESS OTHERWISE SPECIFIED:
- ALL DIMENSIONS ARE IN INCHES
- PART SHALL BE FREE OF BURRS AND SHARP EDGES
- ALL DIMENSIONS SHOWN APPLY AFTER PLATINGS AND COATINGS
- RoHS COMPLIANT PER EU DIRECTIVE 2011/65/EU
- POI = POINT OF INTERSECTION

THIRD ANGLE PROJECTION

LEADER TECH a HEICO company
The Leading Edge in EMI Shielding Technology

.XXX +/- .005 .XX +/- .010 .X +/- .020 ANGLES +/- 2°

TITLE: SURFACE MOUNT SHIELD

DRAWN BY: JG 2015-02-24
APPROVED BY: Nick Demyanovich 2015.05.12 10:11:15 -04'00'

FINISH: MATTE TIN
MATERIAL: 0.008" PRE TIN STEEL

SIZE: D | DWG. NO.: SMS-406 | REV: A
SCALE: 2:1 | CAGE CODE: 4J674 | SHEET: 1 OF 1

THIS DOCUMENT CONTAINS PROPRIETARY INFORMATION OWNED BY LEADERTECH, OR DEVELOPED AT IT'S OWN PRIVATE EXPENSE, AND MAY NOT BE USED, DUPLICATED OR DISCLOSED IN WHOLE OR IN PART FOR ANY PURPOSE INCLUDING DESIGN, MANUFACTURE OR PROCUREMENT WITHOUT THE WRITTEN PERMISSION OF LEADERTECH. LEADERTECH DOES NOT GUARANTEE OR WARRANTY THE PERFORMANCE CHARACTERISTICS.