This is issued in strict confidence on condition that it is not used as a basis for manufacture or sale, and that it is not copied,

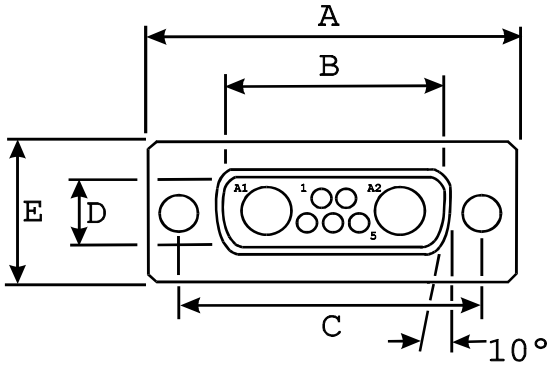

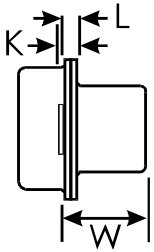

No mounting hardware selected

with 3,05 (.120) mounting hole

Signal contacts
not shown for clarity

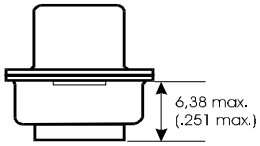

A ± 0,38 (.015)	B ± 0,13 (.005)	C ± 0,13 (.005)	D ± 0,13 (.005)	E ± 0,38 (.015)	L ± 0,25 (.010)	W ± 0,41 (.016)	K ± 0,32 (.013)
39,14 (1.541)	25,25 (.994)	33,32 (1.312)	8,36 (.329)	12,55 (.494)	0,76 (.030)	6,69 (.264)	1,21 (.048)

Solder cup signal contacts

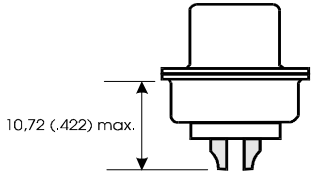

DESCRIPTION	MATERIAL	FINISH
Insulator	Thermo-Plastic	None, (Color Black)
Shells	Steel	Tin, with grounding dimples
Signal Contacts	Copper alloy	Gold over Ni

Unless otherwise specified, dimensions are in mm & (in.)
Tolerances are (.XXX = mm)

Decimals		Angles
.X	± 0,20 (.008)	X° ± 1.0°
.XX	± 0,10 (.004)	
.XXX	± 0,05 (.002)	

Issue Date: 2-Oct-14

Cannon | ITT Industries

CONNECTOR, PLUG, ELECTRICAL
COMBO D 7W2 SOLDER CUP

PART NO. **DAM7W2PK87**