

**FEATURES AND BENEFITS\***

- DuraBlue™ Shock and Vibration Technology<sup>1</sup>
- Up to 1,000,000 duty cycles or 10 year DC life
- High power and energy
- 650F to 3,000F capacitance range
- Threaded terminals or laser-weldable posts

**TYPICAL APPLICATIONS**

- High shock and vibration environments
- Automotive subsystems
- Wind turbine pitch control
- Hybrid vehicles
- Rail
- Heavy industrial equipment
- UPS & telecom systems



**PRODUCT SPECIFICATIONS<sup>1</sup>**

<b>ELECTRICAL</b>	<b>BCAP0650</b>	<b>BCAP1200</b>	<b>BCAP1500</b>	<b>BCAP2000</b>	<b>BCAP3000<sup>1</sup></b>
Rated Voltage	2.70 V	2.70 V	2.70 V	2.70 V	2.70 V
Minimum Capacitance, initial <sup>2</sup> , rated value	650 F	1,200 F	1,500 F	2,000 F	3,000 F
Maximum Capacitance, initial <sup>2</sup>	780 F	1,440 F	1,800 F	2,400 F	3,600 F
Maximum ESR <sub>DC</sub> , initial <sup>2</sup> , rated value	0.8 mΩ	0.58 mΩ	0.47 mΩ	0.35 mΩ	0.29 mΩ

<b>POWER &amp; ENERGY</b>	<b>BCAP0650</b>	<b>BCAP1200</b>	<b>BCAP1500</b>	<b>BCAP2000</b>	<b>BCAP3000<sup>1</sup></b>
Usable Specific Power, P <sub>d</sub> <sup>3</sup>	6.8 kW/kg	5.8 kW/kg	6.6 kW/kg	6.9 kW/kg	5.9 kW/kg
Impedance Match Specific Power, P <sub>max</sub> <sup>4</sup>	14 kW/kg	12 kW/kg	14 kW/kg	14 kW/kg	12 kW/kg
Specific Energy, E <sub>max</sub> <sup>5</sup>	4.1 Wh/kg	4.7 Wh/kg	5.4 Wh/kg	5.6 Wh/kg	6.0 Wh/kg
Stored Energy, E <sub>stored</sub> <sup>6,13</sup>	0.66 Wh	1.22 Wh	1.52 Wh	2.03 Wh	3.04 Wh

<b>SHOCK &amp; VIBRATION</b>	<b>BCAP0650</b>	<b>BCAP1200</b>	<b>BCAP1500</b>	<b>BCAP2000</b>	<b>BCAP3000<sup>1</sup></b>
Vibration Specification	ISO 16750-3, Table 14	ISO 16750-3, Table 14	ISO 16750-3, Table 14	ISO 16750-3, Table 14	ISO 16750-3, Tables 12 & 14
Shock Specification	SAE J2464	SAE J2464	SAE J2464	SAE J2464	SAE J2464 IEC 60068-2-27, -29

<b>SAFETY</b>	<b>BCAP0650</b>	<b>BCAP1200</b>	<b>BCAP1500</b>	<b>BCAP2000</b>	<b>BCAP3000<sup>1</sup></b>
Short Circuit Current, typical (Current possible with short circuit from rated voltage. Do not use as an operating current.)	3,400 A	4,700 A	5,700 A	7,700 A	9,300 A
Certifications	UL810a, RoHS, REACH	UL810a, RoHS, REACH	UL810a, RoHS, REACH	UL810a, RoHS, REACH	UL810a, RoHS, REACH

<b>THERMAL</b>	<b>BCAP0650</b>	<b>BCAP1200</b>	<b>BCAP1500</b>	<b>BCAP2000</b>	<b>BCAP3000<sup>1</sup></b>
Thermal Resistance (R <sub>ca</sub> , Case to Ambient), typical	6.5°C/W	5.3°C/W	4.5°C/W	3.8°C/W	3.2°C/W
Thermal Capacitance (C <sub>th</sub> ), typical	190 J/°C	300 J/°C	320 J/°C	410 J/°C	600 J/°C
Maximum Continuous Current (ΔT = 15°C) <sup>7</sup>	54 A <sub>RMS</sub>	70 A <sub>RMS</sub>	84 A <sub>RMS</sub>	110 A <sub>RMS</sub>	130 A <sub>RMS</sub>
Maximum Continuous Current (ΔT = 40°C) <sup>7</sup>	88 A <sub>RMS</sub>	110 A <sub>RMS</sub>	140 A <sub>RMS</sub>	170 A <sub>RMS</sub>	210 A <sub>RMS</sub>

\*Results may vary. Additional terms and conditions, including the limited warranty, apply at the time of purchase. See the warranty details for applicable operating and use requirements.

## TYPICAL CHARACTERISTICS

## TEMPERATURE

Operating temperature  
(Cell case temperature)

Minimum	-40°C	-40°C	-40°C	-40°C	-40°C
Maximum	65°C	65°C	65°C	65°C	65°C

## ELECTRICAL

	BCAP0650	BCAP1200	BCAP1500	BCAP2000	BCAP3000 <sup>1</sup>
Leakage Current at 25°C, maximum <sup>8</sup>	1.5 mA	2.7 mA	3.0 mA	4.2 mA	5.2 mA
Absolute Maximum Voltage <sup>9</sup>	2.85 V	2.85 V	2.85 V	2.85 V	2.85 V
Absolute Maximum Current	680 A	930 A	1150 A	1500 A	1900 A

## LIFE

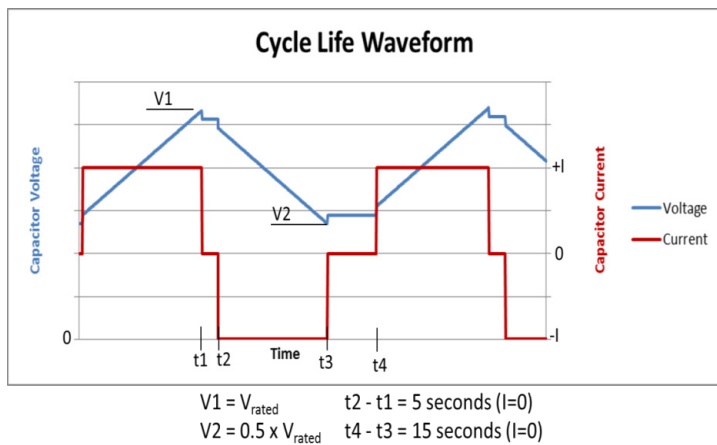
DC Life at High Temperature <sup>2</sup> (held continuously at Rated Voltage and Maximum Operating Temperature)	1,500 hours	1,500 hours	1,500 hours	1,500 hours	1,500 hours
Capacitance Change (% decrease from rated value)	20%	20%	20%	20%	20%
ESR Change (% increase from rated value)	100%	100%	100%	100%	100%
Projected DC Life at 25°C <sup>2</sup> (held continuously at Rated Voltage)	10 years	10 years	10 years	10 years	10 years
Capacitance Change (% decrease from rated value)	20%	20%	20%	20%	20%
ESR Change (% increase from rated value)	100%	100%	100%	100%	100%
Projected Cycle Life at 25°C <sup>2,10,11</sup>	1,000,000 cycles	1,000,000 cycles	1,000,000 cycles	1,000,000 cycles	1,000,000 cycles
Capacitance Change (% decrease from rated value)	20%	20%	20%	20%	20%
ESR Change (% increase from rated value)	100%	100%	100%	100%	100%
Shelf Life (Stored uncharged at ±10°C)	4 years	4 years	4 years	4 years	4 years

## PHYSICAL

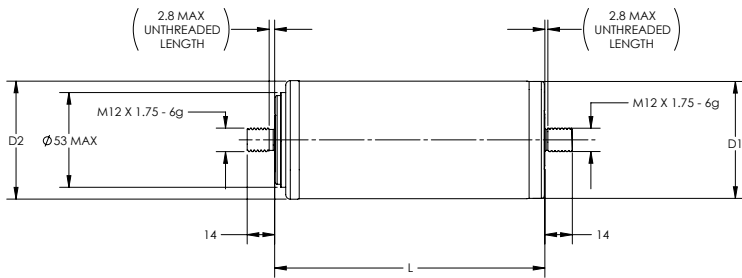
Mass, typical	160 g	260 g	280 g	360 g	510 g
Terminals	Threaded <sup>12</sup> or Weldable	Threaded <sup>12</sup> or Weldable	Threaded <sup>12</sup> or Weldable	Threaded <sup>12</sup> or Weldable	Threaded <sup>12</sup> or Weldable

NOTES

1. Only BCAP3000 currently has DuraBlue™ technology.
2. Capacitance and  $ESR_{DC}$  measured using 65 A for BCAP0650, 75 A for BCAP1200 and 100 A test current for all other cells. All tests made at 25°C per document number 1007239 available at maxwell.com.
3. Per IEC 62391-2,  $P_d = \frac{0.12V^2}{ESR_{DC} \times \text{mass}}$
4.  $P_{max} = \frac{V^2}{4 \times ESR_{DC} \times \text{mass}}$
5.  $E_{max} = \frac{\frac{1}{2} CV^2}{3,600 \times \text{mass}}$
6.  $E_{stored} = \frac{\frac{1}{2} CV^2}{3,600}$
7.  $\Delta T = I_{RMS}^2 \times ESR \times R_{ca}$
8. After 72 hours at rated voltage. Initial leakage current can be higher.
9. Absolute maximum voltage, non-repeated. Not to exceed 1 second.
10. Cycle using specified test current per waveform below.
11. Cycle life varies depending upon application-specific characteristics. Actual results will vary.
12. Maximum Torque is 14 Nm.
13. Per United Nations material classification UN3499, all Maxwell ultracapacitors have less than 10 Wh capacity to meet the requirements of Special Provisions 361. When packaged according to the regulation, both individual ultracapacitors and modules composed of those ultracapacitors shipped by Maxwell can be transported without being treated as dangerous goods (hazardous materials).



**BCAPXXXX P270 K04**



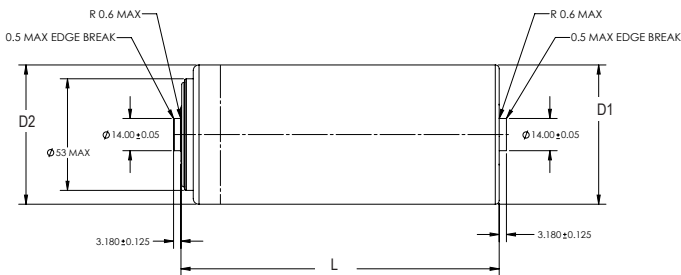
**MOUNTING RECOMMENDATIONS**

Do not reverse polarity. Please refer to document number 1016419, available at maxwell.com for welding recommendations.

**MARKINGS**

Products are marked with the following information: Rated capacitance, rated voltage, product number, name of manufacturer, positive terminal, warning marking, serial number.

**BCAPXXXX P270 K05**



Part Description	Dimensions (mm)			Package Quantity
	L (±0.3mm)	D1 (±0.2mm)	D2 (±0.7mm)	
BCAP0650 P270 K04/05	51.5	60.4	60.7	30
BCAP1200 P270 K04/05	74	60.4	60.7	30
BCAP1500 P270 K04/05	85	60.4	60.7	30
BCAP2000 P270 K04/05	102	60.4	60.7	15
BCAP3000 P270 K04/05	138	60.4	60.7	15

Product dimensions are for reference only unless otherwise identified. Product dimensions and specifications may change without notice. Please contact Maxwell Technologies directly for any technical specifications critical to application. All products featured on this datasheet are covered by the following U.S. patents and their respective counterparts: 6643119, 7295423, 7342770, 7352558, 7384433, 7440258, 7492571, 7508651, 7580243, 7791860, 7791861, 7859826, 7883553, 7935155, 8072734, 8098481, 8279580, and patents pending.

 <b>Maxwell Technologies, Inc.</b> <b>Global Headquarters</b> 3888 Calle Fortunada San Diego, CA 92123 USA Tel: +1 (858) 503-3300 Fax: +1 (858) 503-3301	 <b>Maxwell Technologies SA</b> Route de Montena 65 CH-1728 Rossens Switzerland Tel: +41 (0)26 411 85 00 Fax: +41 (0)26 411 85 05	 <b>Maxwell Technologies, GmbH</b> Leopoldstrasse 244 80807 München Germany Tel: +49 (0)89 4161403 0 Fax: +49 (0)89 4161403 99	 <b>Maxwell Technologies Shanghai Trading Co. Ltd.</b> Unit A2BC, 12th Floor Huarun Times Square 500 Zhangyang Road, Pudong Shanghai 200122, P.R. China Tel: +86 21 3852 4000 Fax: +86 21 3852 4099	 <b>Maxwell Technologies Korea Co., Ltd.</b> Room 1524, D-Cube City Office Tower, 15F #662 Gyeongin-Ro, Guro-Gu, Seoul, Korea 152-706 Tel: +82 10 4518 9829
---	--	---	--	---

MAXWELL TECHNOLOGIES, MAXWELL, MAXWELL CERTIFIED INTEGRATOR, ENABLING ENERGY'S FUTURE, BOOSTCAP, C CELL, D CELL and their respective designs and/or logos are either trademarks or registered trademarks of Maxwell Technologies, Inc. and may not be copied, imitated or used, in whole or in part, without the prior written permission from Maxwell Technologies, Inc. All contents copyright © 2014 Maxwell Technologies, Inc. All rights reserved. No portion of these materials may be reproduced in any form, or by any means, without prior written permission from Maxwell Technologies, Inc.

