

PCB terminal block - PTSA 0,5/18-2,5-F - 1989900

Please be informed that the data shown in this PDF Document is generated from our Online Catalog. Please find the complete data in the user's documentation. Our General Terms of Use for Downloads are valid (<http://phoenixcontact.com/download>)



PCB terminal block, Nominal current: 2 A, Nom. voltage: 250 V, Pitch: 2.5 mm, Number of positions: 18, Connection method: Spring-cage connection, Mounting: Soldering, Conductor/PCB connection direction: 45 °, Color: green, Soldering legs in front area, one-rowed

The figure shows a 10-position version of the product



Key commercial data

Packing unit	1 pc
Minimum order quantity	50 pc
Weight per Piece (excluding packing)	7.6 GRM
Custom tariff number	85369010
Country of origin	Poland

Technical data

Dimensions

Length	12 mm
Height	13.1 mm
Pitch	2.5 mm
Dimension a	42.5 mm
Pin dimensions	0,4 x 0,75
Pin spacing	2.5 mm
Hole diameter	1 mm

General

Range of articles	PTSA 0,5
Rated surge voltage (III/3)	2.5 kV
Rated surge voltage (III/2)	2.5 kV
Rated surge voltage (II/2)	2.5 kV
Rated voltage (III/3)	63 V

PCB terminal block - PTSA 0,5/18-2,5-F - 1989900

Technical data

General

Rated voltage (III/2)	250 V
Rated voltage (II/2)	250 V
Connection in acc. with standard	EN-VDE
Nominal current I _N	2 A
Nominal cross section	0.5 mm ²
Maximum load current	2 A
Insulating material	PA
Solder pin surface	Sn
Stripping length	9 mm
Number of positions	18

Connection data

Conductor cross section solid min.	0.14 mm ²
Conductor cross section solid max.	0.5 mm ²
Conductor cross section stranded min.	0.2 mm ²
Conductor cross section stranded max.	0.5 mm ²
Conductor cross section AWG/kcmil min.	24
Conductor cross section AWG/kcmil max	20
Minimum AWG according to UL/CUL	26
Maximum AWG according to UL/CUL	20

Classifications

eCl@ss

eCl@ss 4.0	272607xx
eCl@ss 4.1	27260701
eCl@ss 5.0	27141190
eCl@ss 5.1	27141190
eCl@ss 6.0	27261101
eCl@ss 7.0	27440401
eCl@ss 8.0	27440401

ETIM

ETIM 3.0	EC001121
ETIM 4.0	EC002643
ETIM 5.0	EC002643

PCB terminal block - PTSA 0,5/18-2,5-F - 1989900

Classifications

UNSPSC

UNSPSC 6.01	30211801
UNSPSC 7.0901	39121432
UNSPSC 11	34131203
UNSPSC 12.01	39121432
UNSPSC 13.2	39121432

Approvals

Approvals


Approvals


UL Recognized / VDE Gutachten mit Fertigungsüberwachung / cUL Recognized / CCA / GOST / cULus Recognized

Ex Approvals

Approvals submitted

Approval details

UL Recognized 			
		B	D
mm ² /AWG/kcmil	26-20	26-20	
Nominal current I _N	2 A	2 A	
Nominal voltage U _N	150 V	300 V	

VDE Gutachten mit Fertigungsüberwachung 	
mm ² /AWG/kcmil	0.5
Nominal current I _N	2 A
Nominal voltage U _N	130 V

PCB terminal block - PTSA 0,5/18-2,5-F - 1989900

Approvals

cUL Recognized			
		B	D
mm ² /AWG/kcmil	26-20	26-20	
Nominal current I _N	2 A	2 A	
Nominal voltage U _N	150 V	300 V	

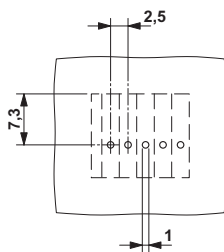
CCA	
mm ² /AWG/kcmil	0.5
Nominal current I _N	2 A

GOST	
------	--

cULus Recognized	
------------------	--

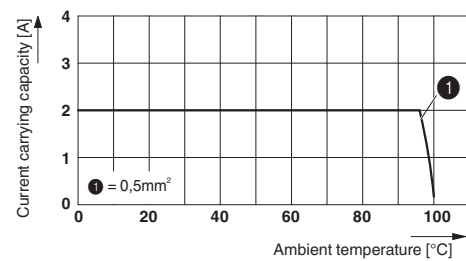
Drawings

Drilling diagram



The illustration shows the 5-pos. version

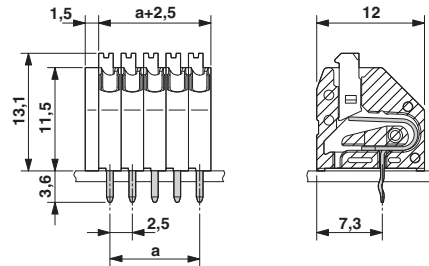
Diagram



Derating diagram for 5 pins;reduction factor=1

PCB terminal block - PTSA 0,5/18-2,5-F - 1989900

Dimensioned drawing



The illustration shows the 5-pos. version

Phoenix Contact 2014 © - all rights reserved
<http://www.phoenixcontact.com>