

ELECTRO-OPTICAL CHARACTERISTICS $T_A=25^{\circ}\text{C}$ $I_f=2\text{mA}$					
PARAMETER	RED	GREEN	BLUE	UNITS	TEST COND
PEAK WAVELENGTH	632	518	465	nm	
FORWARD VOLTAGE MIN	1.75	2.75	2.60	V_f	
FORWARD VOLTAGE MAX	2.15	2.95	2.85	V_f	
REVERSE CURRENT MAX	10	50	50	μA	$V_r = 5\text{V}$
AXIAL INTENSITY	30	40	20	mcd	$I_f = 2\text{mA}$
VIEWING ANGLE	120	120	120	2x theta	
EMITTED COLOR:	RED/GREEN/BLUE				
EPOXY LENS FINISH:	WATER CLEAR				

LIMITS OF SAFE OPERATION AT 25°C

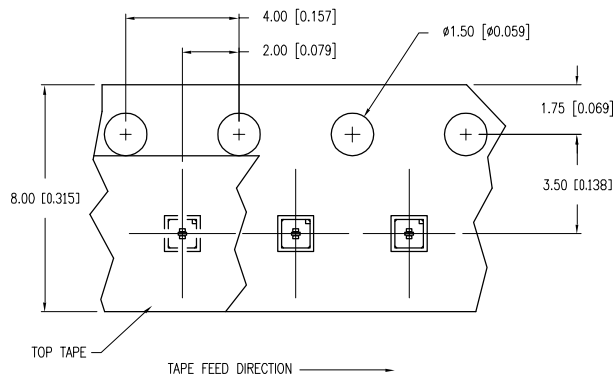
PARAMETER	MAX	UNITS
PEAK FORWARD CURRENT* (R/G/B)	60/100/20	mA
STEADY CURRENT (R/G/B)	30/25/10	mA
POWER DISSIPATION (R/G/B)	60/95/30	mW
DERATE FROM 25°C	-1.2	mW/°C
OPERATING TEMP.	-40 TO +85	°C
STORAGE TEMP.	-40 TO +85	°C

*DUTY 1/10 @ 1KHz

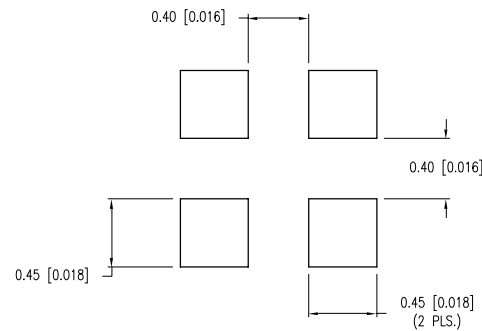
NOTES:

1. THE ANODE IS ORIENTED AWAY FROM THE TAPE SPROCKET HOLE.

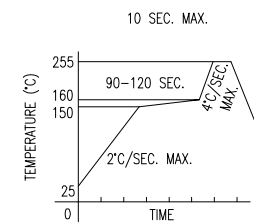
CAUTION: MOISTURE SENSITIVE DEVICE
PER JEDEC LEVEL 4 STANDARDS



RECOMMENDED SOLDER PAD LAYOUT



LEAD FREE REFLOW PROFILE



TOTAL TIME ABOVE 220°C IS 60 SECONDS MAX.

*UNLESS OTHERWISE SPECIFIED TOLERANCES PER DECIMAL PRECISION ARE: X=±1 (±0.039), X.X=±0.5 (±0.020), X.XX=±0.25 (±0.010), X.XXX=±0.127 (±0.005). LEAD SIZE=±0.05 (±0.002), LEAD LENGTH=±0.75 (±0.030). MIN= +DECIMAL PRECISION -0.00 MAX= +0.00 -DECIMAL PRECISION UNCONTROLLED DOCUMENT



290 E. HELEN ROAD
PALATINE, IL 60067-6976
PHONE: +1.847.359.2790
FAX: +1.847.359.6538
WEB: WWW.LUMEX.COM

1.0mm x 1.0mm P.C.B. SML, FULL COLOR, WATER CLEAR LENS, TAPE AND REEL.

THE SPECIFICATIONS MAY CHANGE AT ANY TIME WITHOUT NOTICE DUE TO NEW MATERIALS OR PRODUCT IMPROVEMENT.

CONFIDENTIAL INFORMATION
THE INFORMATION CONTAINED IN THIS DOCUMENT IS THE PROPERTY OF LUMEX INC. EXCEPT AS SPECIFICALLY AUTHORIZED IN WRITING BY LUMEX INC., THE HOLDER OF THIS DOCUMENT SHALL KEEP ALL INFORMATION CONTAINED HEREIN CONFIDENTIAL AND SHALL PROTECT SAME IN WHOLE OR IN PART FROM DISCLOSURE AND DISSEMINATION TO ALL THIRD PARTIES.

DATE: 06.02.10	DRAWN BY: JH
PAGE: 1 OF 1	CHKD BY: KF
SCALE: N/A	APRVD BY: JD
UNIT: mm [INCH]	(R)