

AC charging cable - EV-T1G2C-1AC15A-4,0M14ASBK01 - 1627334

Please be informed that the data shown in this PDF Document is generated from our Online Catalog. Please find the complete data in the user's documentation. Our General Terms of Use for Downloads are valid (<http://phoenixcontact.com/download>)



AC charging cable with Vehicle Connector, open cable end, with protective cap, Type 1, SAE J1772, IEC 62196-2, 15 A / 250 V (AC), design line C-Line, cable: 4 m, black, straight, mating face: black, handle area: gray


Product Description

AC charging cable with Vehicle Connector and open cable end for charging electric vehicles (EV) with alternating current (AC) via type 1 Vehicle Inlets, for installation at charging stations for E-Mobility (EVSE)

Why buy this product

- Consistent design of all Phoenix Contact Vehicle Connectors and Infrastructure Plugs
- Silver-plated surface of the power and signal contacts
- Certified in accordance with IATF 16949:2016 and ISO 9001:2015
- Convenient handling, thanks to the ergonomic handle and additional, rubber grip components
- Tested in accordance with selected tests of automotive standards LV124, LV214, LV215-2
- Reliable function of the locking lever with additional seal
- Consistent longitudinal water tightness prevents water ingress in the cable

Key Commercial Data

Packing unit	1 STK
GTIN	 4 055626 322230
GTIN	4055626322230

Technical data

Product definition

Product type	AC charging cable with Vehicle Connector, open cable end, with protective cap
Type	C-Line black / gray
Standards/regulations	SAE J1772
	IEC 62196-2
Charging standard	Type 1
Charging mode	Level 2

Dimensions

Vehicle connector width	58.00 mm
Vehicle connector height	151.10 mm

AC charging cable - EV-T1G2C-1AC15A-4,0M14ASBK01 - 1627334

Technical data

Dimensions

Vehicle connector depth	236.10 mm
Conductor length	4 m
Stripping length	60 mm ±15 mm

Ambient conditions

Ambient temperature (operation)	-30 °C ... 50 °C
Ambient temperature (storage/transport)	-40 °C ... 80 °C
Max. altitude	5000 m (above sea level)
	3R

Electrical properties

Maximum charging power	3.75 kW
Number of phases	1
Number of power contacts	3 (L1, N, PE)
Rated current of power contacts	15 A
Rated voltage for power contacts	250 V AC
Number of signal contacts	2 (CP, CS)
Rated current for signal contacts	2 A
Rated voltage for signal contacts	30 V AC
Type of signal transmission	Pulse width modulation
Resistor coding	480 Ω (Lever actuated)
	150 Ω (Lever not actuated)

Mechanical properties

Insertion/withdrawal cycles	> 10000
Insertion force	< 75 N
Withdrawal force	< 75 N

Design

Design line	C-Line
Housing color	black
Mating face color	black
Color handle area	gray
Actuating element color	silver
Color protective cap	black
Customer variations	On request

Material

Housing material	Plastic
Material handle area	Soft plastic
Actuating lever material	Metal
Material protective cap	Soft plastic
Material mating face	Plastic

AC charging cable - EV-T1G2C-1AC15A-4,0M14ASBK01 - 1627334

Technical data

Material

Flammability rating	V0
Material surface of contacts	Ag

Cable

Cable structure	3 x 14 AWG + 1 x 20 AWG
Wiring standards/regulations	UL 62
	FFSO7.E343212
External cable diameter	10.5 mm ±0,3 mm
Type of conductor	straight
Outer sheath, material	TPE
External sheath, color	black
Minimum bending radius	157.5 mm (15 x diameter)

Locking

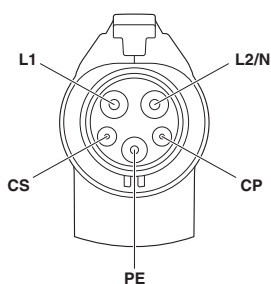
Locking type	No locking option for U-lock
--------------	------------------------------

Environmental Product Compliance

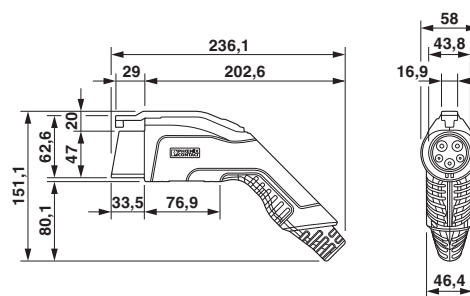
REACH SVHC	Lead 7439-92-1
China RoHS	Environmentally Friendly Use Period = 10;
	For details about hazardous substances go to tab "Downloads", Category "Manufacturer's declaration"

Drawings

Connection diagram



Dimensional drawing

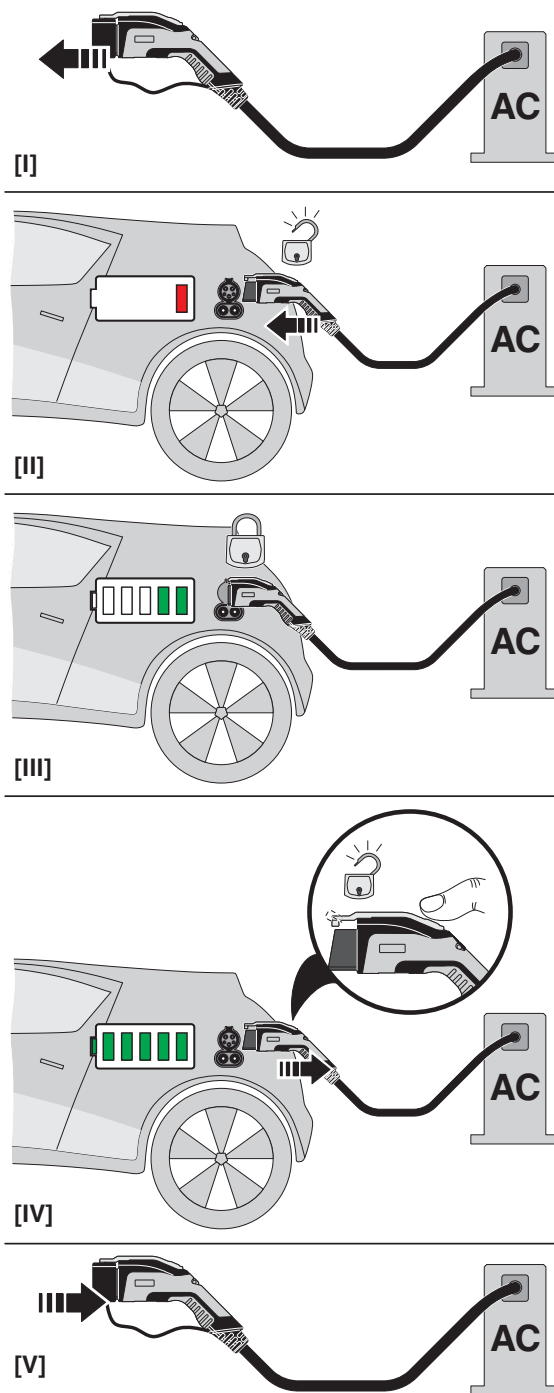


Pin assignment of the Vehicle Connector

Ensure that the vehicle connector is placed in an appropriate resting position that ensures a minimum protection rating of IP24 in accordance with IEC 61851-1 for the entire time between charging. Use the dimensions of the vehicle connector to create this type of resting position. Detailed specifications can also be found in the download area.


AC charging cable - EV-T1G2C-1AC15A-4,0M14ASBK01 - 1627334

Schematic diagram



AC charging cable - EV-T1G2C-1AC15A-4,0M14ASBK01 - 1627334

Schematic diagram



Terminology definition

Approvals

Approvals

Approvals

cULus Recognized

Ex Approvals

Approval details

cULus Recognized		http://database.ul.com/cgi-bin/XYV/template/LISEXT/1FRAME/index.htm E473195-20160303
Nominal voltage UN	250 V	
Nominal current IN	15 A	
mm ² /AWG/kcmil	14	

Phoenix Contact 2018 © - all rights reserved
<http://www.phoenixcontact.com>

PHOENIX CONTACT GmbH & Co. KG
Flachsmarktstr. 8
32825 Blomberg
Germany
Tel. +49 5235 300
Fax +49 5235 3 41200
<http://www.phoenixcontact.com>