

Surge protection device - C-UFB- 5DC - 2797858

Please be informed that the data shown in this PDF Document is generated from our Online Catalog. Please find the complete data in the user's documentation. Our General Terms of Use for Downloads are valid (<http://phoenixcontact.com/download>)




Attachment plug with surge voltage coarse and fine protection, for coaxial signal interfaces, signal voltage 5 V.
Connection: BNC socket/plug

Product Features

- Ground connection via separately led cable
- For insertion in the cable



Key commercial data

Packing unit	1 pc
GTIN	 4 017918 073534
Weight per Piece (excluding packing)	86.25 GRM
Custom tariff number	85363010
Country of origin	Germany

Technical data

Dimensions

Height	93 mm
Width	25.4 mm
Length	25.4 mm

Ambient conditions

Ambient temperature (operation)	-40 °C ... 80 °C
Degree of protection	IP20

General

Housing material	Aluminum
Color	black

Surge protection device - C-UFB- 5DC - 2797858

Technical data

General

Standards for air and creepage distances	VDE 0110-1
	IEC 60664-1
Mounting type	Connection-specific intermediate plugging
Type	Attachment plug
Direction of action	Line-Shield/Earth Ground

Protective circuit

IEC test classification	C2
	C3
	D1
Maximum continuous operating voltage U_C	5 V DC
Maximum continuous voltage U_C (wire-ground)	5 V DC
Nominal current I_N	185 mA (25 °C)
Operating effective current I_C at U_C	$\leq 300 \mu\text{A}$
Residual current I_{PE}	$\leq 300 \mu\text{A}$
Nominal discharge current I_n (8/20) μs (Core-Earth)	10 kA
Nominal discharge current I_n (8/20) μs (Core-Shield)	10 kA
Total surge current (8/20) μs	10 kA
Max. discharge current I_{max} (8/20) μs maximum (Core-Earth)	10 kA
Output voltage limitation at 1 kV/ μs (Core-Earth) spike	$\leq 25 \text{ V}$
Output voltage limitation at 1 kV/ μs (Core-Shield) spike	$\leq 25 \text{ V}$
Output voltage limitation at 1 kV/ μs (Core-Earth) static	$\leq 15 \text{ V}$
Output voltage limitation at 1 kV/ μs (Core-Shield) static	$\leq 15 \text{ V}$
Residual voltage at I_n , (conductor-ground)	$\leq 22 \text{ V}$
Residual voltage at I_n , (conductor-shield)	$\leq 22 \text{ V}$
Voltage protection level U_p (Core-Earth)	$\leq 120 \text{ V}$ (C2 - 10 kV / 5 kA)
	$\leq 45 \text{ V}$ (C1 - 1 kV/500 A)
	$\leq 20 \text{ V}$ (C3 - 10 A)
Voltage protection level U_p (Core-Shield)	$\leq 120 \text{ V}$ (C2 - 10 kV / 5 kA)
	$\leq 45 \text{ V}$ (C1 - 1 kV/500 A)
	$\leq 20 \text{ V}$ (C3 - 10 A)
Voltage protection level U_p static (core-ground)	$\leq 35 \text{ V}$ (C1 - 1 kV/500 A)
	$\leq 70 \text{ V}$ (C2 - 10 kV / 5 kA)
Response time t_A (Core-Earth)	$\leq 500 \text{ ns}$
Response time t_A (Core-GND)	$\leq 500 \text{ ns}$
Input attenuation a_E , asym.	2 dB ($\leq 10 \text{ MHz}$)
Cut-off frequency f_g (3 dB), asym. (PE) in 50 Ohm system	typ. 90 MHz

Surge protection device - C-UFB- 5DC - 2797858

Technical data

Protective circuit

Cut-off frequency fg (3 dB), asym. (shield) in 50 Ohm system	typ. 90 MHz
Surge carrying capacity in acc. with IEC 61643-21 (Core-Earth)	C2 - 10 kV / 5 kA
	D1 - 2,5 kA

Connection data

Connection method	BNC 50 Ω
Connection type IN	BNC socket
Connection type OUT	BNC plug

Connection, equipotential bonding

Connection method	Screw connection
-------------------	------------------

Standards and Regulations

Standards/regulations	IEC 61643-21
-----------------------	--------------

Classifications

eCl@ss

eCl@ss 4.0	27140201
eCl@ss 4.1	27130801
eCl@ss 5.0	27130801
eCl@ss 5.1	27130801
eCl@ss 6.0	27130807
eCl@ss 7.0	27130807
eCl@ss 8.0	27130807

ETIM

ETIM 2.0	EC000943
ETIM 3.0	EC000943
ETIM 4.0	EC000943
ETIM 5.0	EC000943

UNSPSC

UNSPSC 6.01	30212010
UNSPSC 7.0901	39121610
UNSPSC 11	39121610
UNSPSC 12.01	39121610
UNSPSC 13.2	39121620

Surge protection device - C-UFB- 5DC - 2797858

Approvals

Approvals

Approvals

GOST

Ex Approvals

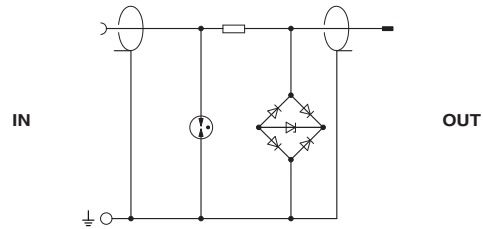
Approvals submitted

Approval details



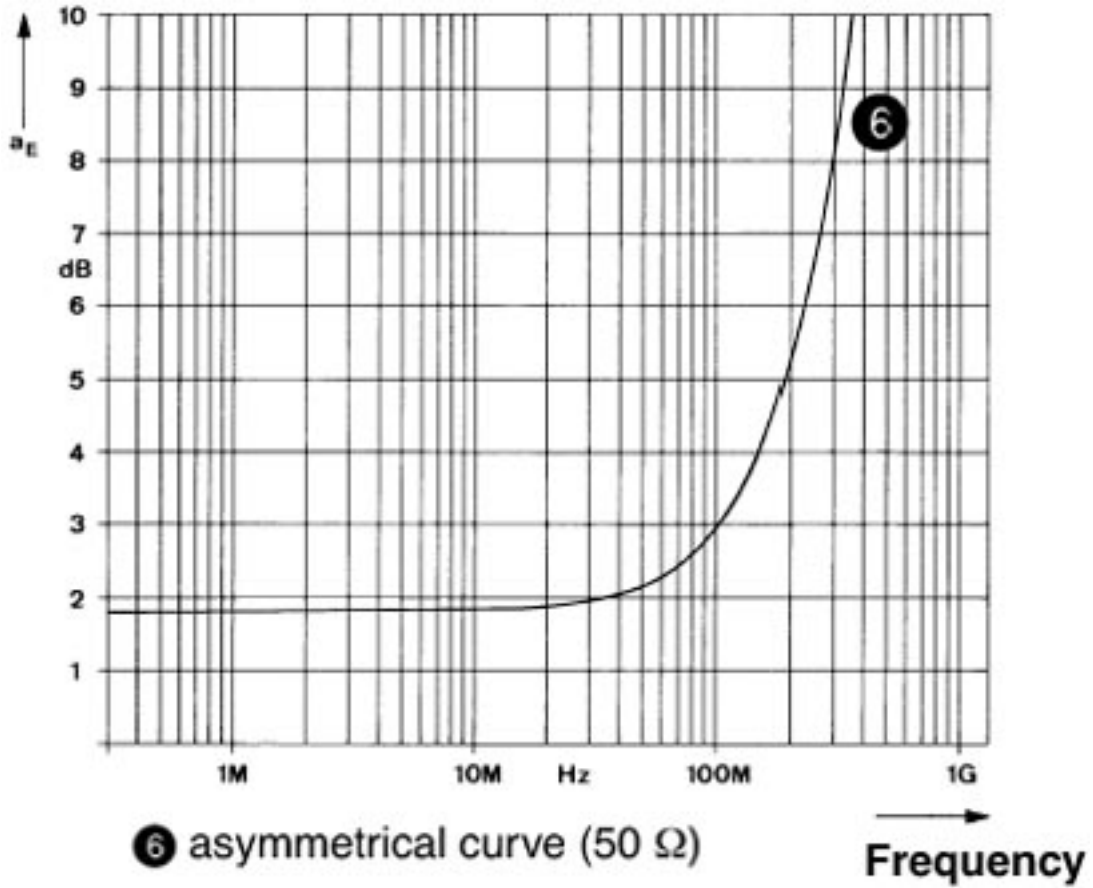
Drawings

Circuit diagram



Surge protection device - C-UFB- 5DC - 2797858

Diagram



Application drawing

