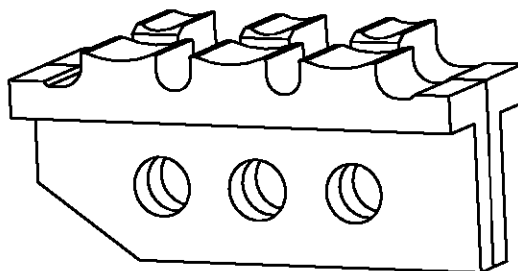
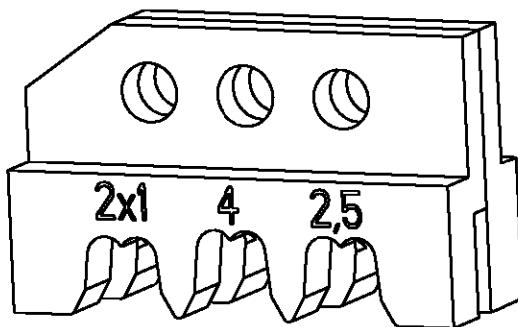


LOC	DIST	REVISIONS					
		P	LTR	DESCRIPTION	DATE	DWN	APVD
A1	-		A	new drawing	11FEB2002	-	-

Kontakt Contact	DGB (mm <sup>2</sup> ) Wire Range	Drahtcrimp/Wirecrimp Hoehe/Height Breite/Width		Isocrimp Breite/Width	Iso.-∅ Ins. Range	Betriebsanl. Instr. Sheet
	282598	2x1.0	2.00	3.30	5.00	1.9-2.1
2.5		2.20	2.7-3.0			
4.0		2.50	3.4-3.7			




539686-2	1	1-539787-1	locator ass.	Positioniereinheit	A
	1	1-519151-3	screw M4x25	Schraube M4x25	A
	1	0-519151-9	screw M4x10	Schraube M4x10	A
	1	0-519024-2	hex nut M4	Mutter M4 DIN 985	A
	QTY Stck	PN	Description	Benennung	REV

19

RELEASED FOR PUBLICATION

THIS DRAWING IS UNPUBLISHED.

© COPYRIGHT 19 BY TYCO ELECTRONICS CORPORATION. ALL RIGHTS RESERVED.

DIMENSIONS: mm-DIN 7168-m		DWN M. Weberndoerfer 16NOV99	MATERIAL -	FINISH -		
TOLERANCES UNLESS OTHERWISE SPECIFIED: 0 PLC ± 1 PLC ± 2 PLC ± 3 PLC ± 4 PLC ± ANGLES ±		CHK U. Reuter 16NOV99	 tyco Electronics AMP GmbH D - 64625 Bensheim			
		APVD -				
		PRODUCT SPEC -	NAME ERGOCRIMP Die Set for Hermaphrodite-Contact			
		APPLICATION SPEC -	SIZE A4	CAGE CODE 00779	DRAWING NO C=539686-2	RESTRICTED TO -
		WEIGHT -	CUSTOMER DRAWING			
			SCALE 2:1	SHEET 1	OF 1	REV A