




# MXA2500EL-B Prototyping Board

## MXA2500EL-B

### GENERAL DESCRIPTION

The MXA2500EL-B provides a convenient and easy way to evaluate and prototype with the MXA2500EL dual axes accelerometer. The accelerometer and passive components are SMT mounted on the board. Each pin of the MXA2500EL SMT device is brought out to standard 0.10 inch on center connections on the sides of the prototyping board. Wires can either be soldered directly to the prototyping board or the DIP pins can be used with widely available breadboard kits.

For complete performance specifications of the MXA2500EL refer to the MXA2500EL datasheet.




MXA2500EL-B

### PIN DESCRIPTION

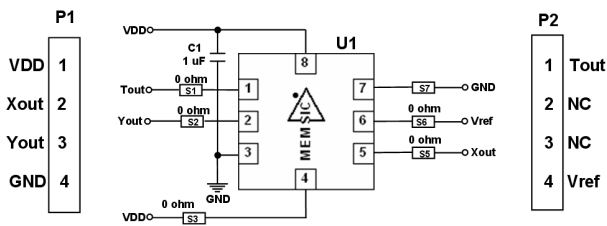
Pin	Name	Description
P1-1	VDD	3V to 5.25 V
P1-2	Xout	X-Axis Acceleration Signal
P1-3	Yout	Y-Axis Acceleration Signal
P1-4	GND	Ground
P2-1	Tout	Temperature (Analog Voltage)
P2-2	NC	No Connect
P2-3	NC	No Connect
P2-4	Vref	2.5V Reference Output

### PCB CONNECTION DIMENSIONS



MXA2500EL-B

### SCHEMATIC OF THE MXA2500EL-B



MXA2500EL-B

Information furnished by MEMSIC is believed to be accurate and reliable. However, no responsibility is assumed by MEMSIC for its use, nor for any infringements of patents or other rights of third parties, which may result from its use. No license is granted by implication or otherwise under any patent or patent rights of MEMSIC.

©MEMSIC, Inc.  
 One Technology Drive, Suite 325, Andover, MA, 01810, USA  
 Tel: +1 978 738 0900 Fax: +1 978 738 0196  
 www.memsic.com