

## Connector housing - CP-H 2,5-4L-PE - 3012323

Please be informed that the data shown in this PDF Document is generated from our Online Catalog. Please find the complete data in the user's documentation. Our General Terms of Use for Downloads are valid (<http://phoenixcontact.com/download>)



Connector housing, Length: 31.6 mm, Width: 5.2 mm, Height: 31.7 mm, Number of positions: 1, Color: gray

### Why buy this product

- Can be labeled at each terminal point
- With PE marking
- Four feed-through levels
- Design width of just 5.2 mm

### Key Commercial Data

Packing unit	50 STK
Minimum order quantity	50 STK
GTIN	
GTIN	4046356811286

### Technical data

#### General

Number of positions	1
Color	gray
Insulating material	PA
Flammability rating according to UL 94	V0
Relative insulation material temperature index (Elec., UL 746 B)	130 °C
Temperature index of insulation material (DIN EN 60216-1 (VDE 0304-21))	130 °C
Static insulating material application in cold	-60 °C
Behavior in fire for rail vehicles (DIN 5510-2)	Test passed
Flame test method (DIN EN 60695-11-10)	V0
Oxygen index (DIN EN ISO 4589-2)	>32 %
NF F16-101, NF F10-102 Class I	2

# Connector housing - CP-H 2,5-4L-PE - 3012323

## Technical data

### General

NF F16-101, NF F10-102 Class F	2
Surface flammability NFPA 130 (ASTM E 162)	passed
Specific optical density of smoke NFPA 130 (ASTM E 662)	passed
Smoke gas toxicity NFPA 130 (SMP 800C)	passed
Calorimetric heat release NFPA 130 (ASTM E 1354)	28 MJ/kg
Fire protection for rail vehicles (DIN EN 45545-2) R22	HL 1 - HL 3
Fire protection for rail vehicles (DIN EN 45545-2) R23	HL 1 - HL 3
Fire protection for rail vehicles (DIN EN 45545-2) R24	HL 1 - HL 3
Fire protection for rail vehicles (DIN EN 45545-2) R26	HL 1 - HL 3

### Dimensions

Width	5.2 mm
Length	31.6 mm
Height	31.7 mm

### Standards and Regulations

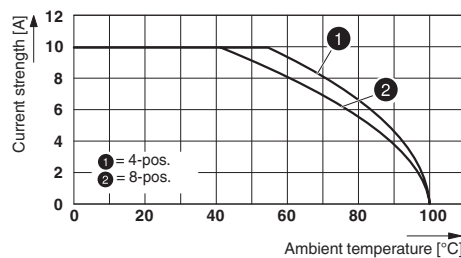
Flammability rating according to UL 94	V0
--	----

### Environmental Product Compliance

China RoHS	Environmentally friendly use period: unlimited = EFUP-e
	No hazardous substances above threshold values

## Drawings

Diagram



## Approvals

### Approvals

### Approvals


IECEE CB Scheme / VDE Gutachten mit Fertigungsüberwachung


### Ex Approvals

## Connector housing - CP-H 2,5-4L-PE - 3012323

### Approvals

#### Approval details

IECEE CB Scheme		<a href="http://www.iecee.org/">http://www.iecee.org/</a>	DE1-55820_M1
Nominal current I <sub>N</sub>	10 A		
Nominal voltage U <sub>N</sub>	250 V		

VDE Gutachten mit Fertigungsüberwachung		<a href="http://www.vde.com/en/Institute/OnlineService/VDE-approved-products/Pages/Online-Search.aspx">http://www.vde.com/en/Institute/OnlineService/ VDE-approved-products/Pages/Online-Search.aspx</a>	40042533
mm <sup>2</sup> /AWG/kcmil	0.5-2.5		
Nominal current I <sub>N</sub>	10 A		
Nominal voltage U <sub>N</sub>	250 V		

Phoenix Contact 2017 © - all rights reserved  
<http://www.phoenixcontact.com>

PHOENIX CONTACT GmbH & Co. KG  
Flachsmarktstr. 8  
32825 Blomberg  
Germany  
Tel. +49 5235 300  
Fax +49 5235 3 41200  
<http://www.phoenixcontact.com>