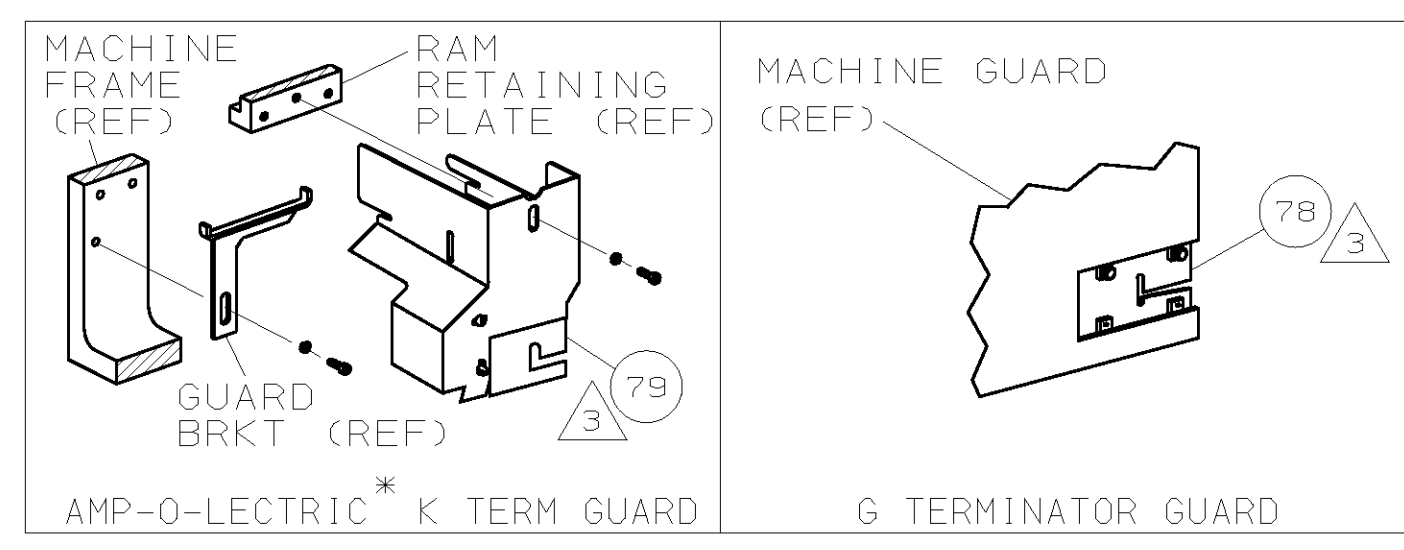
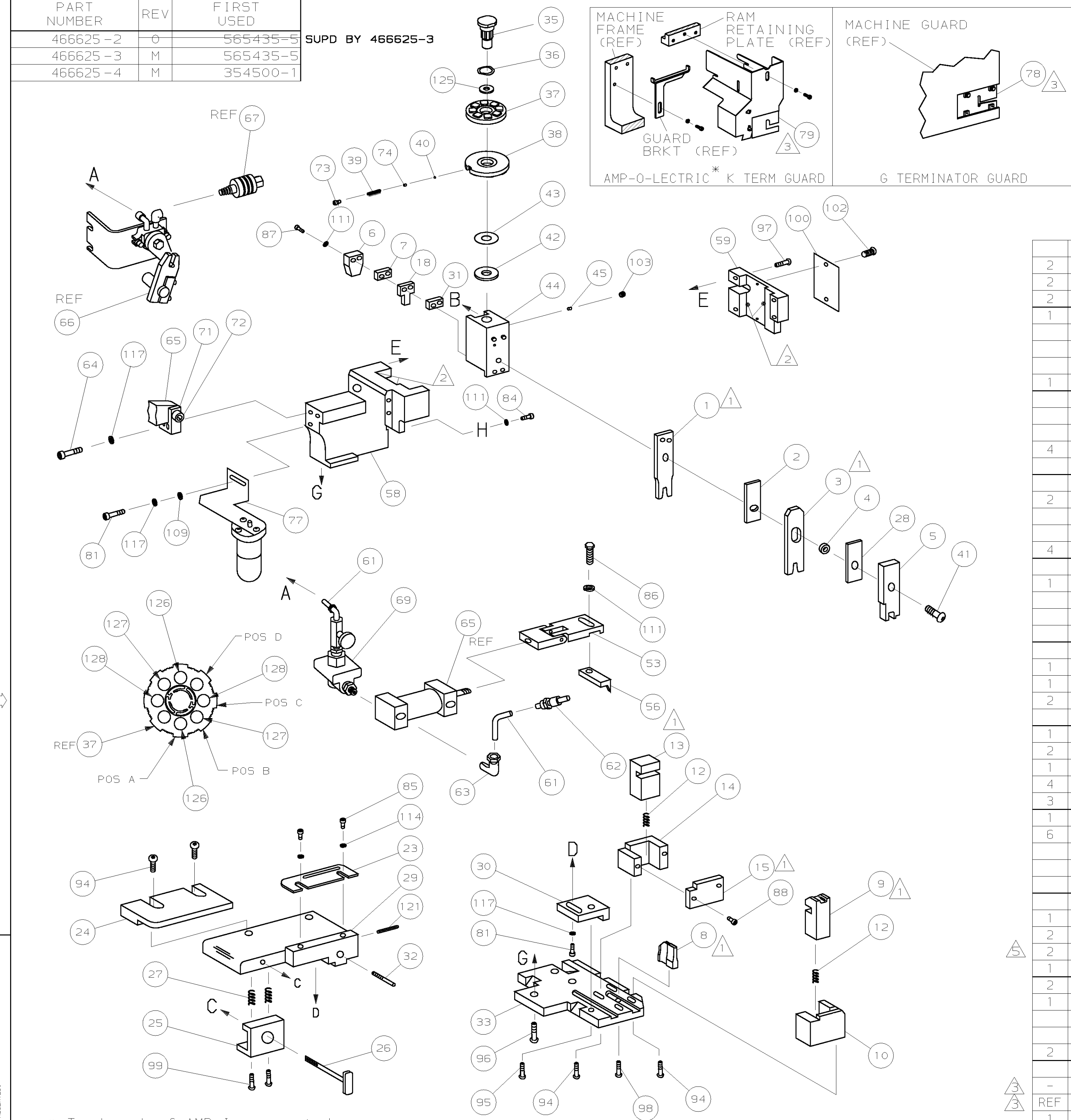


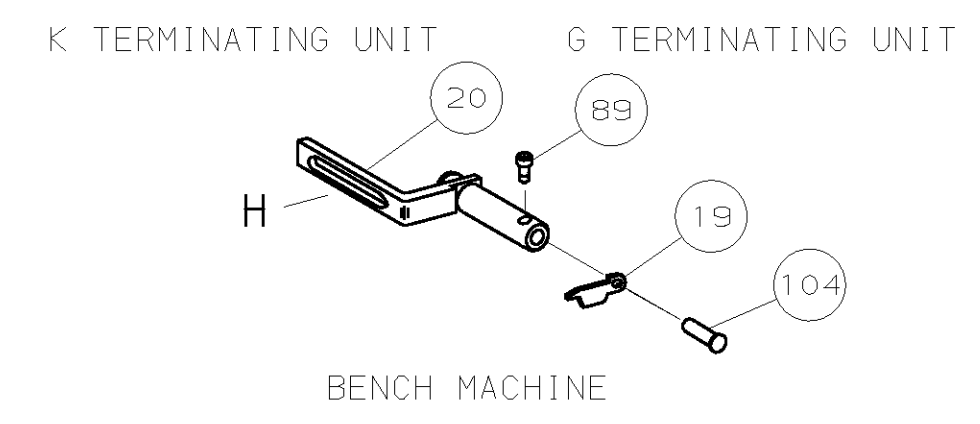
| PART NUMBER | REV | FIRST USED |
|-------------|-----|------------|
| 466625-2 | O | 565435-5 |
| 466625-3 | M | 565435-5 |
| 466625-4 | M | 354500-1 |

SUPD BY 466625-3



* Trademark of AMP Incorporated

- 1 RECOMMENDED SPARE PARTS.
- 2 GREASE LIGHTLY.
- 3 GUARD MUST BE IN PLACE WHEN OPERATING APPLICATOR IN A BENCH MACHINE.
- 4 SEE DRAWING FOR COMPONENTS
- 5 CUT TO LENGTH AT ASSEMBLY.



BENCH MACHINE

| TERMINAL NAME: | | CRIMPING DATA | |
|-----------------------|--------|-------------------|--------------|
| BOX CONTACT PIN-CRIMP | | PAD LTR | CRIMP HEIGHT |
| | 530750 | A | .036 ±.002 |
| | 531201 | B | .034 ±.002 |
| | | C | .030 ±.002 |
| | | D | NOT USED |
| | | CRIMP | SIZE |
| | | WIRE | .042 |
| | | INSUL | .055 |
| | | FEED | .250 |
| | | APPL INST | 408-8040 |
| | | SET UP GAGE | 458637-1 |
| | | LAYOUT | 920 |
| | | WIRE STRIP LENGTH | .135-.165 |

| QTY | REV | REF | UNIT | PART NO | DESCRIPTION | ITEM NO | |
|-----|-----|-----|------|---------|-------------|------------------------------------|-----|
| 2 | 2 | | - | C | 6-354779-2 | PIN, WIRE DISC (.3300)C | 129 |
| 2 | 2 | | - | C | 5-354779-4 | PIN, WIRE DISC (.3260)B | 127 |
| 2 | 2 | | - | C | 5-354779-0 | PIN, WIRE DISC (.3240)A | 126 |
| 1 | 1 | | - | A | 986950-1 | WASHER, FLAT PRECISION | 125 |
| | | | | | | | 124 |
| | | | | | | | 123 |
| | | | | | | | 122 |
| 1 | 1 | | - | A | 4-21028-0 | PIN, SLT SPR(φ.093x.75)ST 6DE PL | 121 |
| | | | | | | | 120 |
| | | | | | | | 119 |
| 4 | 4 | | - | A | 21024-5 | WASHER, LOCK (#10)ADJ BLOCK | 117 |
| | | | | | | | 116 |
| | | | | | | | 115 |
| 2 | 2 | | - | A | 21024-2 | WASHER, LOCK (#4)FRONT STP GUIDE | 114 |
| | | | | | | | 113 |
| | | | | | | | 112 |
| 4 | 4 | | - | A | 21024-4 | WASHER, LOCK (#8) STRIPPER | 111 |
| | | | | | | | 110 |
| 1 | 1 | | - | A | 21899-2 | WASHER, FLAT (NO. 10) LUB ASSY | 109 |
| | | | | | | | 108 |
| | | | | | | | 107 |
| | | | | | | | 106 |
| | | | | | | | 105 |
| 1 | 1 | | - | A | 992031-1 | PIN, CLEVIS | 104 |
| 1 | 1 | | - | A | 21009-2 | SCR, SKT 5ET (1/4-20x.25 LW) RAM | 103 |
| 2 | 2 | | - | A | 21017-2 | SCR, DRIVE (#2x.19) ID PLATE | 102 |
| | | | | | | | 101 |
| 1 | 1 | | - | B | 461264-1 | PLATE, IDENTIFICATION | 100 |
| 2 | 2 | | - | A | 3-21002-0 | SCR, BHC (10-32x.88) DRAG | 99 |
| 1 | 1 | | - | A | 22733-8 | SCR, BHC (8-32x.38 LW) ANVIL | 98 |
| 4 | 4 | | - | A | 2-21002-9 | SCR, BHC (10-32x.75) CAP | 97 |
| 3 | 3 | | - | A | 2-22733-8 | SCR, BHC (1/4-20x.62) H5G | 96 |
| 1 | 1 | | - | A | 2-21002-7 | SCR, BHC (10-32x.50) 56 ADJ BLK | 95 |
| 6 | 6 | | - | A | 2-21002-2 | SCR, BHC (8-32x.50) SHEAR | 94 |
| | | | | | | | 93 |
| | | | | | | | 92 |
| | | | | | | | 91 |
| | | | | | | | 90 |
| 1 | 1 | | - | A | 7-21000-9 | SCR, SHC (4-40x.19) STRIPPER | 89 |
| 2 | 2 | | - | A | 1-21000-8 | SCR, SHC (6-32x.25) R SHEAR PLATE | 88 |
| 2 | 2 | | - | A | 2-21000-9 | SCR, SHC (8-32x.72) DEP-HOLD | 87 |
| 1 | 1 | | - | A | 2-22603-0 | SCR, HEX HD (8-32x.31) FEED FINGER | 86 |
| 2 | 2 | | - | A | 1-21000-3 | SCR, SHC (4-40x.25) F ST GUIDE | 85 |
| 1 | 1 | | - | A | 2-21000-7 | SCR, SHC (8-32x.50) STRIPPER | 84 |
| | | | | | | | 83 |
| | | | | | | | 82 |
| 2 | 2 | | - | A | 3-21000-4 | SCR, SHC (10-32x.38) 56 ADJ BL | 81 |
| | | | | | | | 80 |
| - | 1 | | - | B | 462992-2 | GUARD ASSY | 79 |
| REF | - | | - | B | 679532-1 | INSERT, GUARD | 78 |
| 1 | 1 | | - | C | 1-465184-0 | LUBRICATOR ASSY | 77 |
| | | | | | | | 76 |
| | | | | | | | 75 |
| 1 | 1 | | - | A | 690603-1 | SPRING, ASSIST | 74 |
| 1 | 1 | | - | A | 23030-1 | SCR, SHC (6-32x.25 SL) INS DISC | 73 |
| 1 | 1 | | - | A | 4-21002-8 | SCR, BHC (3/8x1.00) FEED MT | 72 |
| 1 | 1 | | - | B | 459610-1 | MOUNT, FEED BRACKET | 71 |
| | | | | | | | 70 |
| | | | | | | | 69 |
| | | | | | | | 68 |
| | | | | | | | 67 |
| | | | | | | | 66 |
| | | | | | | | 65 |
| | | | | | | | 64 |
| | | | | | | | 63 |
| | | | | | | | 62 |
| | | | | | | | 61 |
| | | | | | | | 60 |
| | | | | | | | 59 |
| | | | | | | | 58 |
| | | | | | | | 57 |
| | | | | | | | 56 |
| | | | | | | | 55 |
| | | | | | | | 54 |
| | | | | | | | 53 |
| | | | | | | | 52 |
| | | | | | | | 51 |
| | | | | | | | 50 |
| | | | | | | | 49 |
| | | | | | | | 48 |
| | | | | | | | 47 |
| | | | | | | | 46 |
| | | | | | | | 45 |
| | | | | | | | 44 |
| | | | | | | | 43 |
| | | | | | | | 42 |
| | | | | | | | 41 |
| | | | | | | | 40 |
| | | | | | | | 39 |
| | | | | | | | 38 |
| | | | | | | | 37 |
| | | | | | | | 36 |
| | | | | | | | 35 |
| | | | | | | | 34 |
| | | | | | | | 33 |
| | | | | | | | 32 |
| | | | | | | | 31 |
| | | | | | | | 30 |
| | | | | | | | 29 |
| | | | | | | | 28 |
| | | | | | | | 27 |
| | | | | | | | 26 |
| | | | | | | | 25 |
| | | | | | | | 24 |
| | | | | | | | 23 |
| | | | | | | | 22 |
| | | | | | | | 21 |
| | | | | | | | 20 |
| | | | | | | | 19 |
| | | | | | | | 18 |
| | | | | | | | 17 |
| | | | | | | | 16 |
| | | | | | | | 15 |
| | | | | | | | 14 |
| | | | | | | | 13 |
| | | | | | | | 12 |
| | | | | | | | 11 |
| | | | | | | | 10 |
| | | | | | | | 9 |
| | | | | | | | 8 |
| | | | | | | | 7 |
| | | | | | | | 6 |
| | | | | | | | 5 |
| | | | | | | | 4 |
| | | | | | | | 3 |
| | | | | | | | 2 |
| | | | | | | | 1 |

| QTY | REV | REF | UNIT | PART NO | DESCRIPTION | ITEM NO |
|-----|-----|-----|------|---------------|-------------|---------|
| -2 | | | - | BENCH MODEL K | AIRFEED | |
| -3 | | | - | BENCH MODEL K | AIRFEED | |
| -4 | | | - | BENCH MODEL G | AIRFEED | |
| | | | | | | 70 |
| | | | | | | 69 |
| | | | | | | 68 |
| | | | | | | 67 |
| | | | | | | 66 |
| | | | | | | 65 |
| | | | | | | 64 |
| | | | | | | 63 |
| | | | | | | 62 |
| | | | | | | 61 |
| | | | | | | 60 |
| | | | | | | 59 |
| | | | | | | 58 |
| | | | | | | 57 |
| | | | | | | 56 |
| | | | | | | 55 |
| | | | | | | 54 |
| | | | | | | 53 |
| | | | | | | 52 |
| | | | | | | 51 |
| | | | | | | 50 |
| | | | | | | 49 |
| | | | | | | 48 |
| | | | | | | 47 |
| | | | | | | 46 |
| | | | | | | 45 |
| | | | | | | 44 |
| | | | | | | 43 |
| | | | | | | 42 |
| | | | | | | 41 |
| | | | | | | 40 |
| | | | | | | 39 |
| | | | | | | 38 |
| | | | | | | 37 |
| | | | | | | 36 |
| | | | | | | 35 |
| | | | | | | 34 |
| | | | | | | 33 |
| | | | | | | 32 |
| | | | | | | 31 |
| | | | | | | 30 |
| | | | | | | 29 |
| | | | | | | 28 |
| | | | | | | 27 |
| | | | | | | 26 |
| | | | | | | 25 |
| | | | | | | 24 |
| | | | | | | 23 |
| | | | | | | 22 |
| | | | | | | 21 |
| | | | | | | 20 |
| | | | | | | 19 |
| | | | | | | 18 |
| | | | | | | 17 |
| | | | | | | 16 |
| | | | | | | 15 |
| | | | | | | 14 |
| | | | | | | 13 |
| | | | | | | 12 |
| | | | | | | 11 |
| | | | | | | 10 |
| | | | | | | 9 |
| | | | | | | 8 |
| | | | | | | 7 |
| | | | | | | 6 |
| | | | | | | 5 |
| | | | | | | 4 |
| | | | | | | 3 |
| | | | | | | 2 |
| | | | | | | 1 |

THIS DRAWING IS A CONTROLLED DOCUMENT.

THIS DRAWING IS UNRELEASABLE - RELEASE FOR PUBLICATION BY AMP INCORPORATED. ALL RIGHTS RESERVED. 20MAR2002

LOC A
DIST 66

DIMENSIONS IN INCHES. DO NOT SCALE PRINT. TOLERANCES UNLESS OTHERWISE SPECIFIED:
 2 PLC DEC ±.25
 3 PLC DEC ±.25
 4 PLC DEC ±.25
 ANGLES ± -
 SURF TEXTURE: ✓
 REMOVE BURRS, BREAK SHARP EDGES R.015 MAX

| | | |
|---|-------------|--------|
| MATERIAL | HT TR | FIN |
| DR 1/24/94 APP 1-24-94 | E. KOOTIE | |
| D. SALTZER | REL 3/17/94 | |
| CHK 1-24-94 | C. ERISMAN | |
| AMP INCORPORATED HARRISBURG, PA 17105-3608 | | |
| NAME | SCALE | DWG NO |
| SIDE FEED HDM APPLICATOR | | 466625 |
| MACHINE REF | SHEET | REV |
| MINI APPL | 1 OF 1 | M1 |

CASE CODE 00779 CUSTOMER AND ASSEMBLY DRAWING 1 RESTRICTED TO