



FCIconnect.com

Copyright FCI.

List of "HFW__S-2STE5LF" customer document

DOCUMENT NO.	LIST
SC-HFWS03	SPEC.
10117318 Sheet2	CAT.NO.TABLE FOR 1mm SPACING SMT CONNECTOR (HFW__S-2STLF)
10117318 Sheet3	1mm SPACING SURFACE MOUNT FPC/FFC CONNECTOR (HFW__S-2STLF)
10117318 Sheet4	CAT.NO.TABLE FOR PLASTIC TAPE PACKAGED 1mm SPACING SMT CONN. (HFW__S-2STE5LF)
10117318 Sheet5	PLASTIC TAPE PACKAGED 1mm SPACING SMT CONNECTOR (HFW__S-2STE5LF)
10117318 Sheet6	RECOMMENDED CABLE (FPC) (HFW__S-2ST_)
10117318 Sheet7	RECOMMENDED CABLE (FFC) (HFW__S-2ST_)

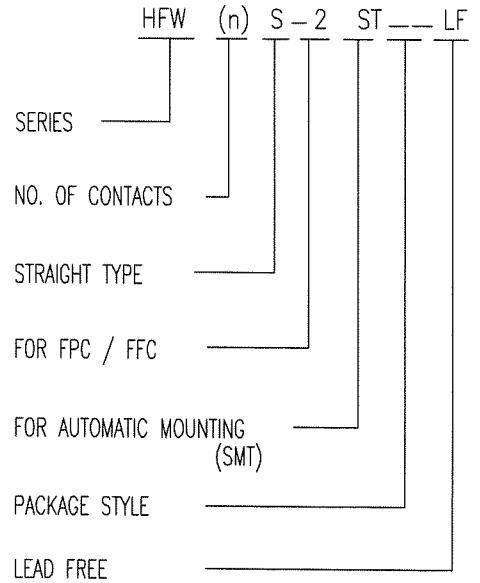
mat'l. code				surface ISO 1302 <input checked="" type="checkbox"/>		tolerance ISO 406 <input checked="" type="checkbox"/> ISO 1101		projection 		product family 580F		CODE JP	
ltr A		ecn no J11-0041		dr S.W		date 2011-2-9		tolerances unless otherwise specified		title 1mm SPACING FPC CONNECTOR DOCUMENT LIST (Cat. No. : HFW__S-2STE5LF)			
				angles		linear		mm 		scale X			
				dr <i>S. Nishida</i>		2011-2-9				dwg no 10117318		sheet 1 of 7	
				enrg <i>S. Nishida</i>		2011-2-9				size A4			
				chr <i>Y. Yamada</i>		2011-2-10				type Product Customer Drawing			
sheet index		revision sheet		A		A		A		A		A	
		1		2		3		4		5		6	
												Rev. A	

form: A4

CAT. NO. & DIMENSIONS

(NOTE 3)	NO. OF CONTACTS (n)	CAT. NO.	DIMENSIONS (NOTE2)				
			A ± 0.2	B ± 0.2	C ± 0.2	D ± 0.2	E ± 0.2
	4	HFW4S-2ST__LF	7	5.14	3	—	—
	5	HFW5S-2ST__LF	8	6.14	4	—	—
	6	HFW6S-2ST__LF	9	7.14	5	—	—
	7	HFW7S-2ST__LF	10	8.14	6	—	—
	8	HFW8S-2ST__LF	11	9.14	7	—	—
	9	HFW9S-2ST__LF	12	10.14	8	0.35	7.3
	10	HFW10S-2ST__LF	13	11.14	9	0.35	8.3
	11	HFW11S-2ST__LF	14	12.14	10	1.35	7.3
	12	HFW12S-2ST__LF	15	13.14	11	1.35	8.3
	13	HFW13S-2ST__LF	16	14.14	12	2.35	7.3
	14	HFW14S-2ST__LF	17	15.14	13	2.35	8.3
	15	HFW15S-2ST__LF	18	16.14	14	3.35	7.3
	16	HFW16S-2ST__LF	19	17.14	15	3.35	8.3
	17	HFW17S-2ST__LF	20	18.14	16	4.35	7.3
	18	HFW18S-2ST__LF	21	19.14	17	4.35	8.3
	19	HFW19S-2ST__LF	22	20.14	18	5.35	7.3
	20	HFW20S-2ST__LF	23	21.14	19	5.35	8.3
	21	HFW21S-2ST__LF	24	22.14	20	6.35	7.3
	22	HFW22S-2ST__LF	25	23.14	21	6.35	8.3
	23	HFW23S-2ST__LF	26	24.14	22	7.35	7.3
	24	HFW24S-2ST__LF	27	25.14	23	7.35	8.3
	25	HFW25S-2ST__LF	28	26.14	24	8.35	7.3
	26	HFW26S-2ST__LF	29	27.14	25	8.35	8.3
	27	HFW27S-2ST__LF	30	28.14	26	9.35	7.3
	28	HFW28S-2ST__LF	31	29.14	27	9.35	8.3
	29	HFW29S-2ST__LF	32	30.14	28	10.35	7.3
	30	HFW30S-2ST__LF	33	31.14	29	10.35	8.3
*	31	HFW31S-2ST__LF	34	32.14	30	11.35	7.3
	32	HFW32S-2ST__LF	35	33.14	31	11.35	8.3
*	33	HFW33S-2ST__LF	36	34.14	32	12.35	7.3

CAT. NO.



NOTES

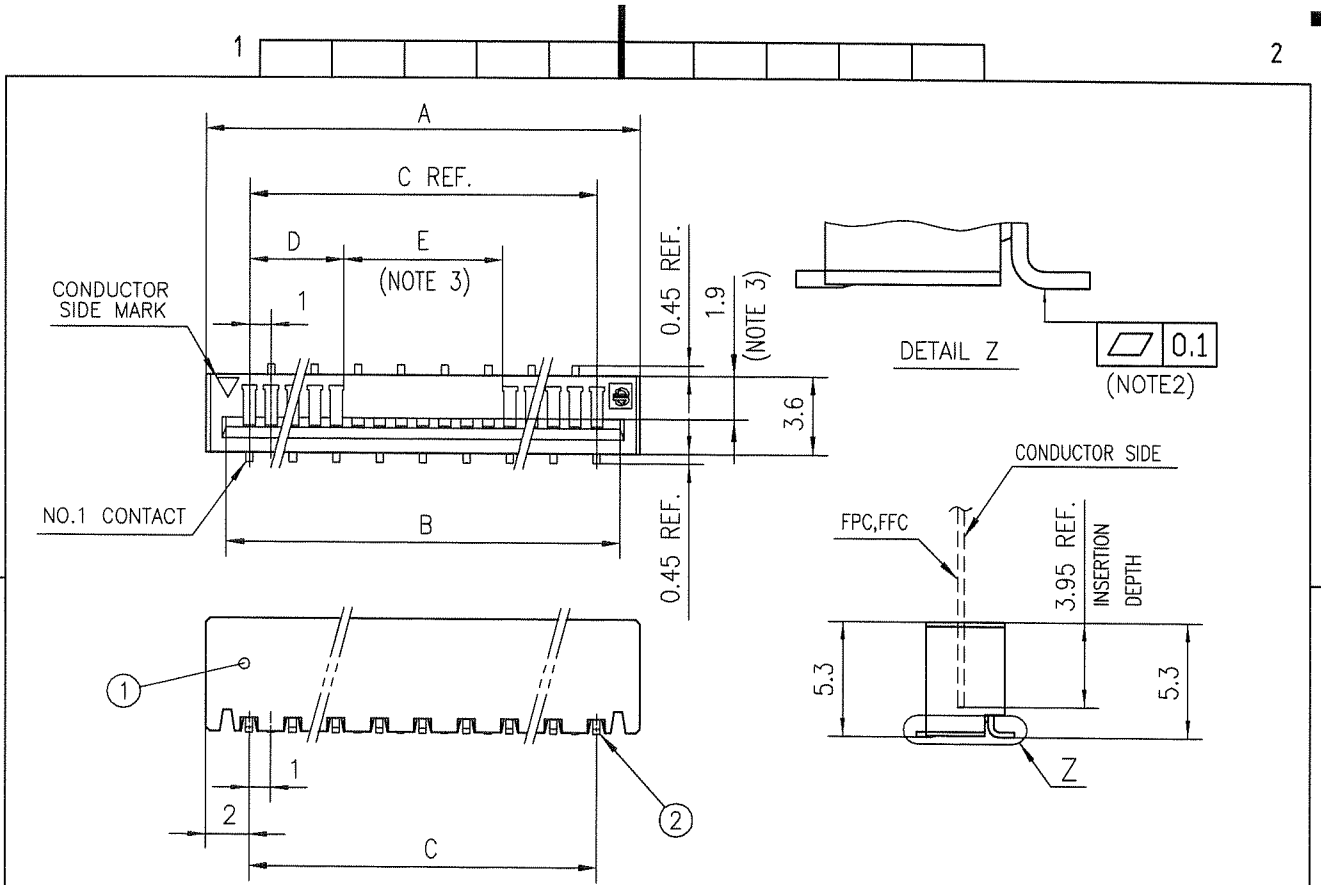
1. THIS PRODUCT IS THE CONNECTOR DSIGNED TO TERMINATE FPC/FFC AND COPEs WITH AUTOMATIC MOUNTING (SMT).
2. SEE PART DRAWINGS FOR DIMENSIONS A~E.
3. PLEASE CONSULT US IN CASE OF USING PARTS WITH * MARK.



FCIconnect.com

Copyright FCI.

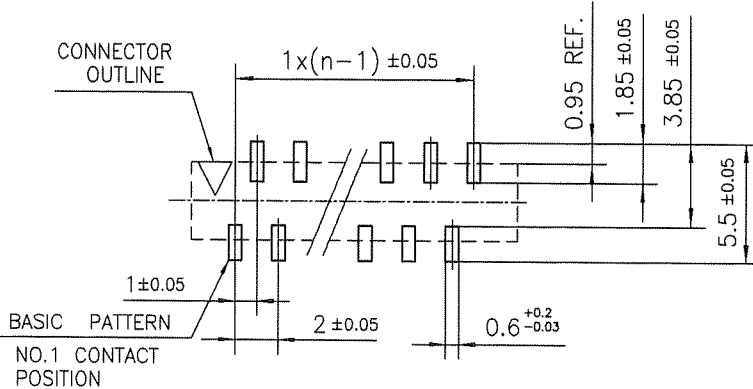
mat'l. code				surface 58 / tolerance ISO 1302 / ISO 406 / ISO 1101		projection		product family 580F		CODE JP	
ltr ecn no dr date				tolerances unless otherwise specified		mm		title CAT NO. TABLE FOR 1mm SPACING SMT CONNECTOR (CAT.No.HFW__S-2ST__LF)			
A				angles linear		scale X		dwg no sheet 2 of 7 size A4			
				dr 2011-2-9		FCI		10117318			
				enr 2011-2-9				type Product Customer Drawing			
				chr 2011-2-10				Rev. A			
				appd Feb 10/11							
sheet index		revision sheet									



PT. NO.	PARTS NAME	MATERIAL	Q'TY	NOTE
1	HOUSING	PA6T RESIN GLASS REINFORCED (UL94V-0)	1	COLOR : BLACK
2	CONTACT	PHOSPHOR BRONZE	n	Ni UNDER Sn PLATING (LEAD FREE)

n : NO. OF CONTACTS

RECOMMENDED PC BOARD LAYOUT
(COMPONENT SIDE)



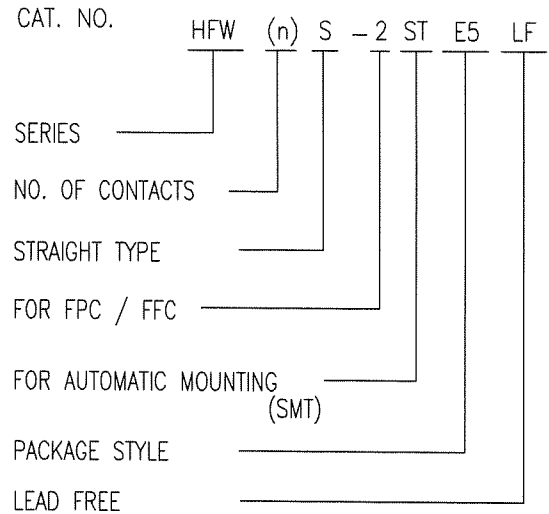
NOTES

1. THIS PRODUCT IS THE CONNECTOR DESIGNED TO TERMINATE FPC/FFC AND COPEs WITH AUTOMATIC MOUNTING (SMT).
2. FLATNESS OF CONTACT TERMINAL MUST BE WITHIN TOLERANCE IN Z PORTION DETAILED DRAWING.
3. THIS DIMENSION IS SPACE FOR THE NOZZLE OF MOUNTER.
4. THIS PRODUCT MEETS EUROPEAN UNION DIRECTIVES AND OTHER COUNTRY REGULATIONS AS DESCRIBED IN GS-22-008
5. THE HOUSING WILL WITHSTAND EXPOSURE TO 260°C PEAK TEMPERATURE FOR 10 SECONDS IN A REFLOW SOLDERING OVEN.

mat'l. code		surface 58 / tolerance ISO 1302 / ISO 406 / ISO 1101		projection		product family 580F		CODE JP	
ltr	ecn no	dr	date	tolerances unless otherwise specified		title		1mm SPACING SURFACE MOUNT FPC/FFC CONNECTOR (CAT.No.HFW__S-2ST__LF)	
A				angles	linear ±0.2	scale		dwg no 10117318 sheet 3 of 7 size A4	
sheet index		revision sheet		dr	S. Withler 2011-2-9	FCI		type Product Customer Drawing	
				enr	S. Withler 2011-2-9			Rev. A	
				chr	Y. Kamada 2011-2-10				
				appd	M. Cam 2011-2-11				

CAT. NO. & DIMENSIONS

(NOTE.4)	NO. OF CONTACTS (n)	CAT. NO. (NOTE2)	DIMENSIONS (NOTE3)		
			F ± 5	G ± 0.3	H ± 0.1
	4	HFW4S-2STE5LF	28.4	24	—
	5	HFW5S-2STE5LF	28.4	24	—
	6	HFW6S-2STE5LF	28.4	24	—
	7	HFW7S-2STE5LF	28.4	24	—
	8	HFW8S-2STE5LF	28.4	24	—
	9	HFW9S-2STE5LF	28.4	24	—
	10	HFW10S-2STE5LF	28.4	24	—
	11	HFW11S-2STE5LF	28.4	24	—
	12	HFW12S-2STE5LF	28.4	24	—
	13	HFW13S-2STE5LF	28.4	24	—
	14	HFW14S-2STE5LF	36.4	32	28.4
	15	HFW15S-2STE5LF	36.4	32	28.4
	16	HFW16S-2STE5LF	36.4	32	28.4
	17	HFW17S-2STE5LF	36.4	32	28.4
	18	HFW18S-2STE5LF	48.4	44	40.4
	19	HFW19S-2STE5LF	48.4	44	40.4
	20	HFW20S-2STE5LF	48.4	44	40.4
	21	HFW21S-2STE5LF	48.4	44	40.4
	22	HFW22S-2STE5LF	48.4	44	40.4
	23	HFW23S-2STE5LF	48.4	44	40.4
	24	HFW24S-2STE5LF	48.4	44	40.4
	25	HFW25S-2STE5LF	48.4	44	40.4
	26	HFW26S-2STE5LF	48.4	44	40.4
	27	HFW27S-2STE5LF	48.4	44	40.4
	28	HFW28S-2STE5LF	48.4	44	40.4
	29	HFW29S-2STE5LF	60.4	56	52.4
	30	HFW30S-2STE5LF	60.4	56	52.4
*	31	HFW31S-2STE5LF	60.4	56	52.4
	32	HFW32S-2STE5LF	60.4	56	52.4
*	33	HFW33S-2STE5LF	60.4	56	52.4



NOTES

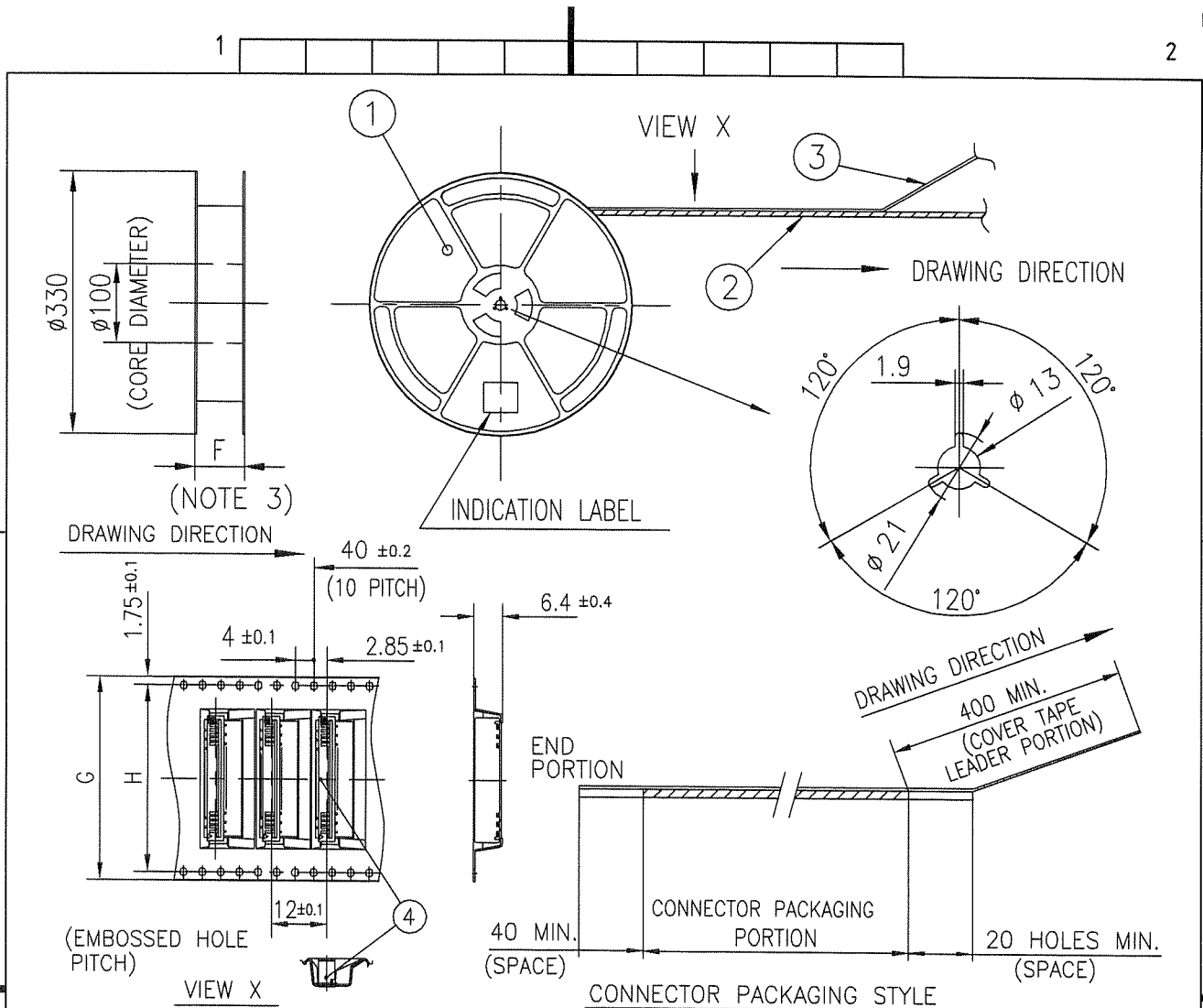
1. THIS PRODUCT IS THE CONNECTOR DESIGNED TO TERMINATE FPC/FFC AND COPE WITH AUTOMATIC MOUNTING (SMT).
2. THIS CATALOG NO. INDICATES PLASTIC TAPE PACKAGED CONNECTOR.
3. SEE PART DRAWINGS FOR DIMENSIONS F~H.
4. PLEASE CONSULT US IN CASE OF USING PARTS WITH * MARK.



FCIconnect.com

Copyright FCI.

mat'l. code				surface 58 / tolerance ISO 1302 / ISO 406 / ISO 1101		projection		product family 580F		CODE JP	
ltr ecn no dr date				tolerances unless otherwise specified		mm		title			
A				angles linear		mm		CAT. NO. TABLE FOR PLASTIC TAPE PACKAGED 1mm SPACING SMT CONN. (CAT.No.HFW__S-2STE5LF)			
				dr		scale X		dwg no		sheet 4 of 7 size	
				enr		FCI		10117318		A4	
				chr				type		Product Customer Drawing	
				appd						Rev. A	
sheet index		revision sheet									



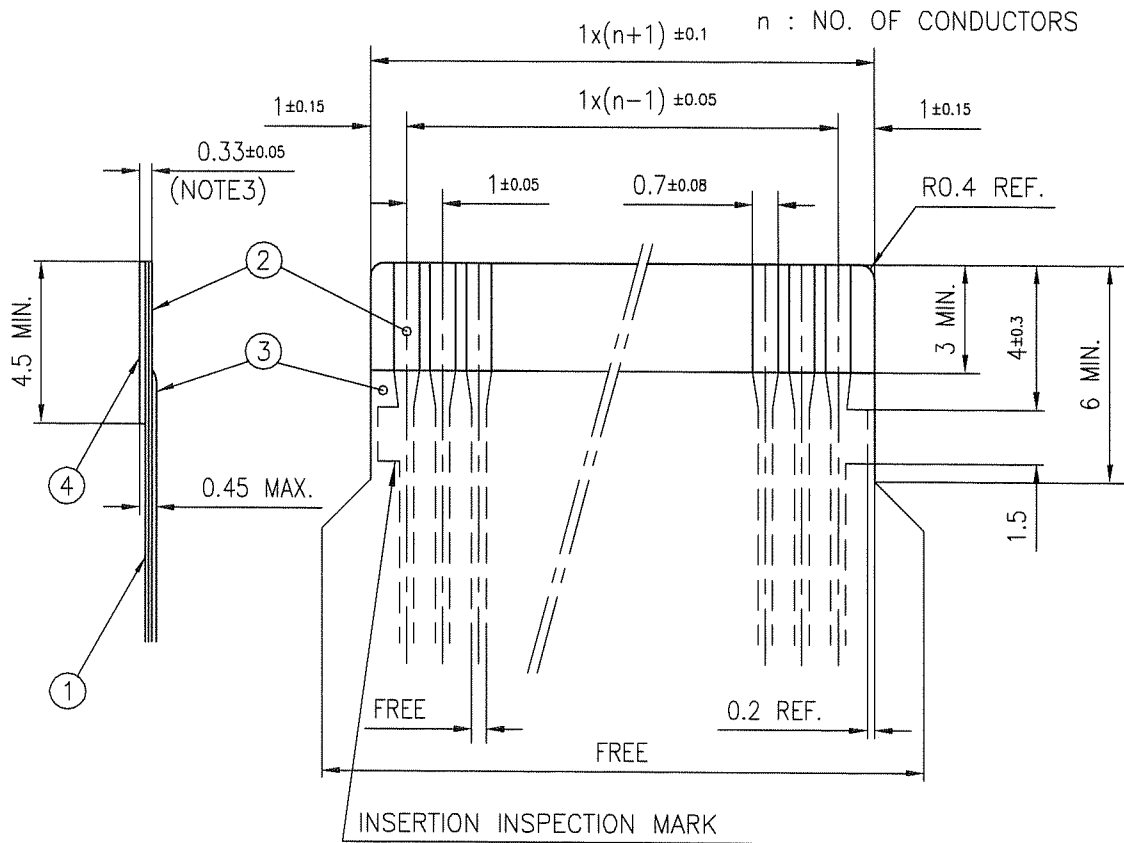
PT. NO.	PARTS NAME	CAT. NO.	MATERIAL	Q'TY	NOTE
1	REEL	_____	POLYSTYRENE	1	COLOR : WHITE or BLACK
2	PLASTIC (EMBOSS) TAPE	_____	PET	_____	COLOR:TRANSPARENCY
3	COVER	_____	POLYESTER	_____	COLOR:TRANSPARENCY
4	CONNECTOR	HFWS-2ST-LF	SEE ATTACHED DWG.	900	_____

NOTES

- THIS IS PLASTIC TAPE PACKAGED CONNECTOR USED FOR FPC/FFC AND COPES WITH AUTOMATIC MOUNTING (SMT).
- SEE JIS C 0806 (PACKING OF ELECTRONIC COMPONENTS ON CONTINUOUS TAPES (SURFACE MOUNTING DEVICES)) FOR SHAPE AND DIMENSIONS OF PLASTIC (EMBOSS) TAPE AND REEL.
- F DIMENSION IS PORTION OF THE CORE.

mat'l. code		surface 58/ISO 1302		tolerance ISO 406 ISO 1101		projection		product family 580F		CODE JP	
ltr		ecn no		dr		date		title		PLASTIC TAPE PACKAGED 1mm SPACING SMT CONNECTOR (CAT.No.HFWS-2STE5LF)	
A								mm		scale X	
sheet index		revision sheet		dr		engr		dwg no		sheet 5 of 7 size	
				S. Kishida 2011-2-9		S. Kishida 2011-2-9		10117318		A4	
				Y. Kamada 2011-2-10		M. Ono Feb 10/11		type		Product Customer Drawing	
										Rev. A	

RECOMMENDED CABLE (FPC)



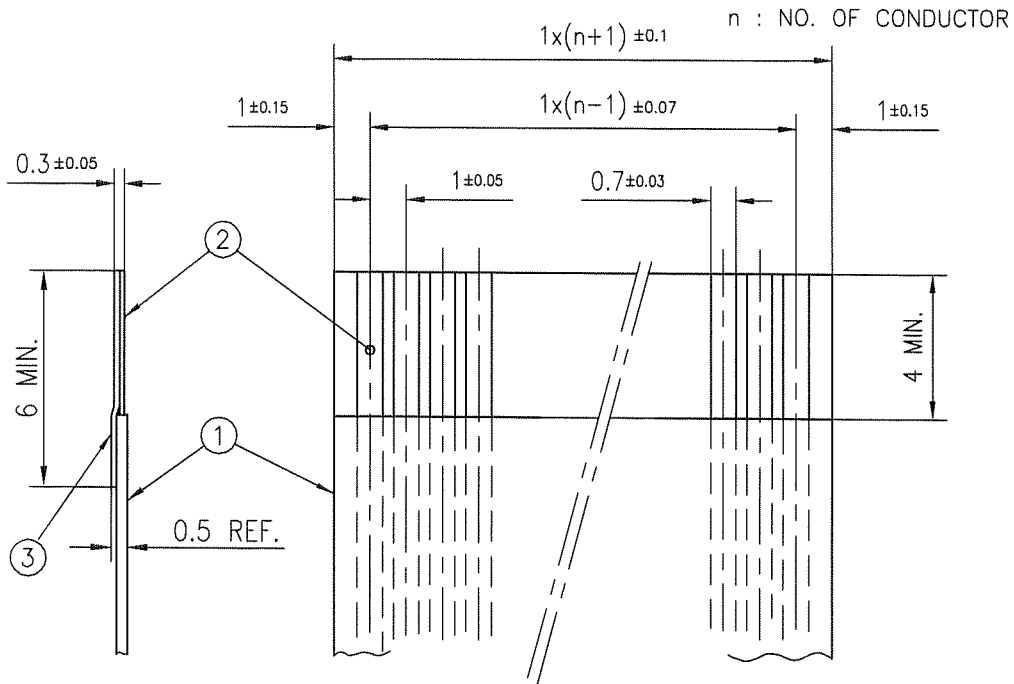
PT. NO.	DISCRIPTION	MATERIAL	THICKNESS (um)
1	BASE FILM	POLYIMIDE OR POLYESTER OR EQUIVALENT	25
2	CONDUCTOR	COPPER FOIL(PLATING : TIN or SOLDER 1um MIN.)	35
3	OVERLAY	POLYIMIDE OR POLYESTER OR EQUIVALENT	—
4	SUPPORTING TAPE	POLYESTER OR POLYIMIDE OR EQUIVALENT	188

NOTES

1. NO BURR AT EACH PORTION.
2. NO PEELING IN COMMON USE.
3. TOTAL THICKNESS LIMIT OF EACH MATERIAL (INCLUDING ADHESIVE AGENT) IS SPECIFIED.

mat'l. code		surface 58 / tolerance ISO 1302 / ISO 406 / ISO 1101		projection		product family 580F		CODE JP	
ltr ecn no dr date		tolerances unless otherwise specified		mm		title			
A		angles linear		scale X		RECOMMENDED CABLE (CAT.No.HFW__S-2ST__)			
		dr S. Watanabe 2011-2-9		FCI		dwg no 10117318		sheet 6 of 7 size A4	
		enr S. Watanabe 2011-2-9				type Product Customer Drawing			
		chr Y. Yamada 2011-2-10							
		appd M. Kimura Feb/10/11							
sheet index		revision sheet						Rev. A	

RECOMMENDED CABLE (FFC)



PT. NO.	DESCRIPTION	MATERIAL	NOTE
1	INSULATOR	FLAME RESISTING POLYESTER OR EQUIVALENT	_____
2	CONDUCTOR	COPPER FOIL	PLATING: TIN OR SOLDER 1µm MIN.
3	SUPPORTING TAPE	FLAME RESISTING POLYESTER OR EQUIVALENT	_____

NOTES

1. NO BURR AT EACH PORTION.
2. NO PEELING IN COMMON USE.

mat'l. code				surface 58 / ISO 1302	tolerance ISO 406 / ISO 1101	projection	product family 580F	CODE JP
ltr	ecn no	dr	date	tolerances unless otherwise specified		mm	title	
A				angles	linear		RECOMMENDED CABLE (CAT.No.HFW__S-2ST__)	
				dr	S. Nishida 2011-2-9		sheet 7 of 7	
				enr	S. Nishida 2011-2-9		size	
				chr	Y. Kamada 2011-2-10		10117318	
				appd	M. Kimura Feb 10/11		A4	
sheet index		revision sheet				type Product Customer Drawing		Rev. A