Alle Rechte vorbehalten/ All rights reserved

X
Kontaktanordnung
contact arrangement

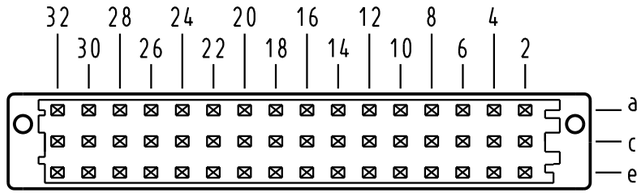

48 Einlöt-Kontakte
48 solder-contacts

⊠ = Einlöt-Kontakt
= *solder-contact*

□ = Kontaktpositon nicht belegt
= *position without contact*

Z
2 : 1

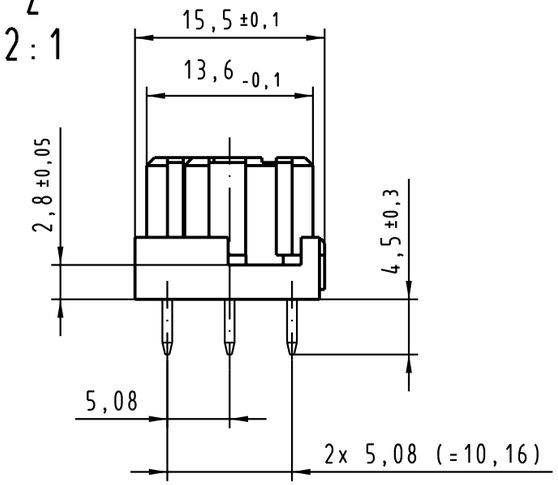

X
(Lochbild)
(board drillings)

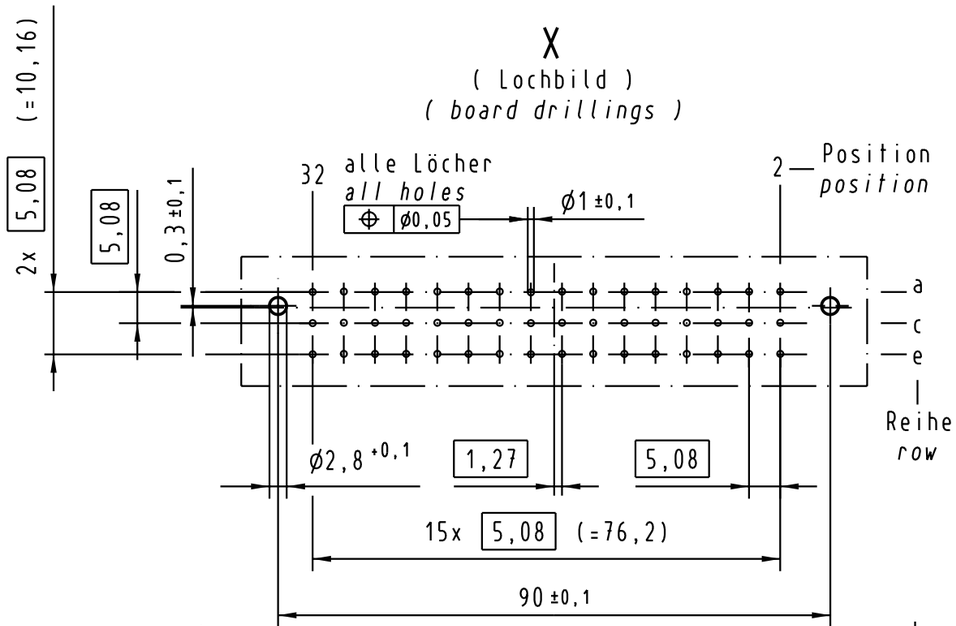

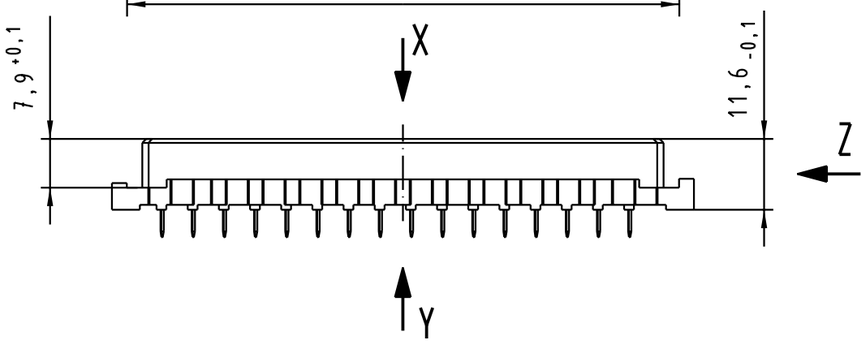

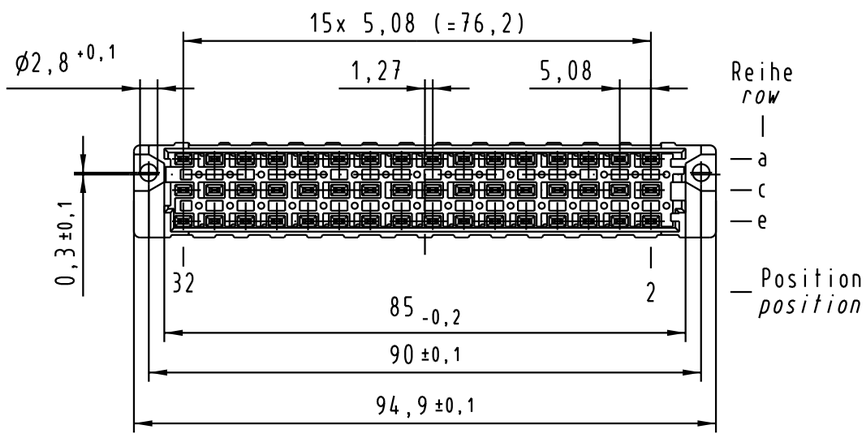

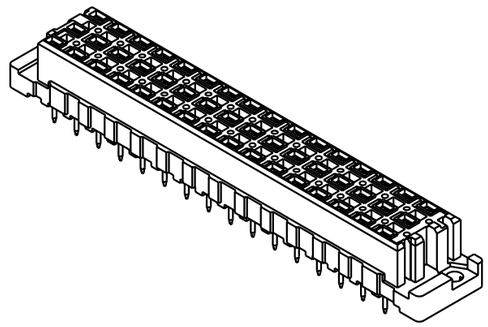

Y
10 : 1

Querschnitt der Lötanschlüsse:
cross-section of solder terminations:

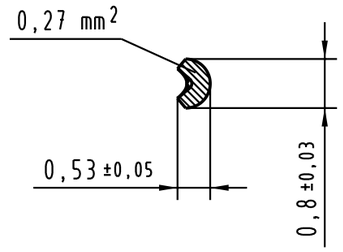

09 05 248 7831	3	Au über/over Ni
09 05 248 6831	2	Au über/over Ni
09 05 248 2831	1	Au über/over Ni
Bestell-Nr. *part-no.*	Anforderungsstufe nach IEC *performance level per IEC*	Kontaktoberfläche *contact plating*

All Dimensions in mm
Original Size DIN A 3

Techn. Character.
siehe / *see* IEC 60603-2

Nicht tolerierte Maße/ *Free size tolerances*
siehe / *see* IEC 60603-2

	Dat.	Name	Maßstab/*Scale*
Detail.	28.08.03	Hage.	1 : 1
Insp.	28.08.03	kfoe.	2 : 1, 10 : 1
Stand.			

Bauform E Federleiste
Einlöt 4,5 48 pol.
type E female connector
solder 4,5 48 pol.

HARTING Electronics GmbH & Co. KG
D-32339 ESPELKAMP

TB 09 05 248 x831

Blatt/ *page*

Sub.

31633

Mod. Dat. Name