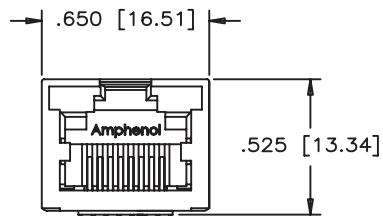
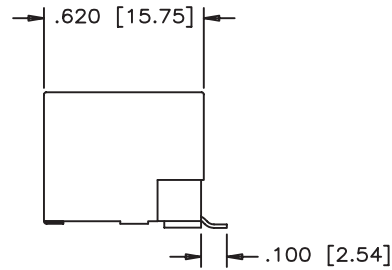


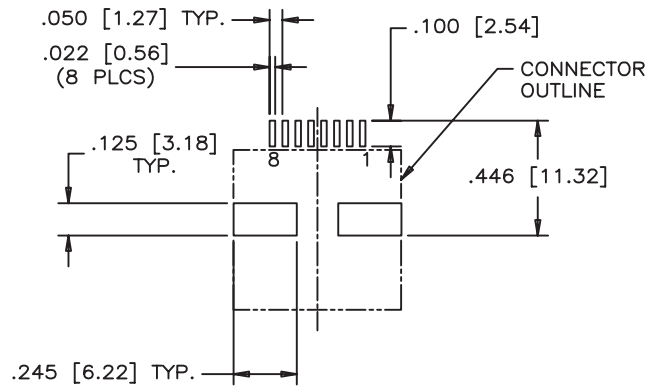
REVISIONS				
SYM	ZONE	ECN, ERN NO.	DATE	APPRD.
C		PROPOSAL	FEB15,2007	LCHAN



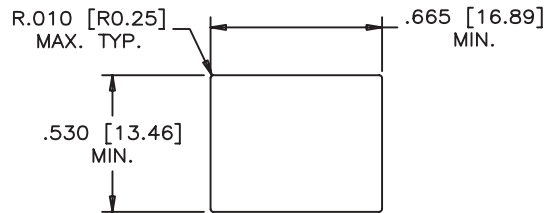
FRONT VIEW



SIDE VIEW



RECOMMENDED P.C.B. LAYOUT
(COMPONENT SIDE OF BOARD)



RECOMMENDED PANEL CUTOUT



MATERIALS:

HOUSING: HIGH TEMPERATURE THERMOPLASTIC
FLAMMABILITY RATING UL 94V-0

CONTACTS: PHOSPHOR BRONZE
PLATING: 20 μ" [1.27 MICRONS]
MIN. GOLD ON MATING SURFACES.
50 μ" [1.27 MICRONS]
MIN. NICKEL UNDERPLATE
100 μ" [2.54 MICRONS]
MIN. MATTE TIN ON CONTACT TAILS.

SHIELD: COPPER ALLOY
PLATING: NICKEL UNDERPLATE, MATTE TIN ON SURFACE.

SUITABLE FOR SOLDERING IN ACCORDANCE JEDEC-020C STANDARD.

AMPHENOL PART NUMBER: RJSSE-5F80

DRAWN <i>Chigow</i>	DATE SEP08,2008	Amphenol Canada Corp.	
DESIGNED			
CHECKED <i>LCHAN</i>	DATE SEP08,2008	TITLE SINGLE PORT, SURFACE MOUNT, RJ45 MODULAR JACK, 8 POSITION, 8 CONTACTS, SHIELDED, NO SIDE & TOP TABS, WITHOUT LEDs--RoHS COMPLIANT	
I. E. APPRD.			
Q. A. APPRD.		DWG DRAWING NO. P-RJSSE-5F80	
DWG. APPRD.			
ENG. REL. NO.		REF.	REV. C
DIMENSIONS ARE IN INCHES [mm]		CODE ID. NO. 03554	SHEET 1 OF 1

THIS DOCUMENT CONTAINS PROPRIETARY INFORMATION AND SUCH INFORMATION MAY NOT BE DISCLOSED TO OTHERS FOR ANY PURPOSE OR USED FOR MANUFACTURING PURPOSES WITHOUT WRITTEN PERMISSION FROM AMPHENOL CANADA CORP.