



# MX681EBA156M250

## Ultra-low Jitter 156.25MHz LVPECL XO

Confidential Rev0.6 7/7/14

### Description

The MX681EBA156M250 is an ultra-low phase jitter and phase noise XO with LVPECL output optimized for high line rate applications.

### Applications

- 10/40/100GE
- Telecom, NAS, Networking, Storage

### Absolute Maximum Ratings

Supply Voltage ( $V_{IN}$ )	+4V
Lead Temperature (soldering, 10s)	260°C
Storage Temperature ( $T_s$ )	125°C
ESD Rating	2kV

### Features

- 156.25MHz LVPECL output
- Ultra-low 46fs output jitter (12kHz to 20MHz)
- $\pm 50$ ppm total stability
- $-40^\circ\text{C}$  to  $+85^\circ\text{C}$  temperature range
- Industry standard 5x7mm package

### Operating Ratings

Supply Voltage ( $V_{IN}$ )	+2.97V to +3.63V
Ambient Temperature ( $T_A$ )	$-40^\circ\text{C}$ to $+85^\circ\text{C}$
Junction Thermal Resistance PDIP ( $\theta_{JA}$ )	xx°C/W

### Electrical Characteristics

$V_{DD}=3.3\pm 10\%$ ,  $-40^\circ\text{C}$  to  $85^\circ\text{C}$ , terminated 50 $\Omega$  to  $V_{DD} - 2V^{(1)}$

Symbol	Parameter	Condition	Min.	Typ.	Max.	Units
$I_{DD}$	Supply Current	Outputs loaded with 50 Ohms to $V_{DD}-2V$			65	mA
$F_0$	Center Frequency			156.25		MHz
	Stability	Note 2			$\pm 50$	PPM
$\Phi_J$	Jitter	Phase jitter (12kHz to 20MHz)		46		fsRMS
		Phase jitter (1.875MHz to 20MHz)		43		
		Phase jitter (50kHz to 80MHz)		100		
		Period jitter.		1.7		ps
$t_{START}$	Startup Time				20	ms
$V_{OH}$	Output Voltage High	LVPECL output levels	$V_{DD} - 1.02$			
$V_{OL}$	Output Voltage Low				$V_{DD} - 1.62$	V
	Duty Cycle		45		55	%
$t_R/t_F$	Rise/Fall Time		300			ps
$V_{IH}$	OE input Voltage High	Output disabled when OE is high	$V_{DD} \times 0.7$			V
$V_{IL}$	OE Input Voltage Low	Outputs enabled when OE is low for floating			$V_{DD} \times 0.3$	V

#### Notes:

1. Guaranteed after thermal equilibrium.
2. Inclusive of initial accuracy, temperature drift, aging, shock, vibration from  $-40^\circ\text{C}$  to  $85^\circ\text{C}$ .

**Ordering Information\***

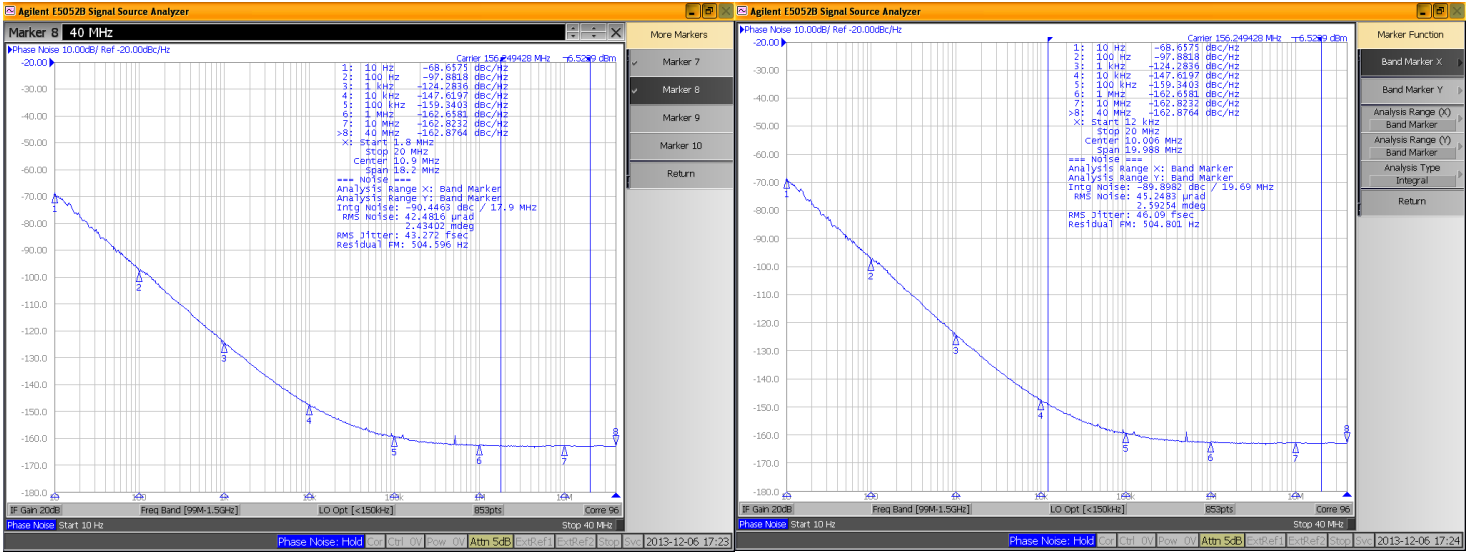
Part Number	Line 1 Marking	Line 2 Marking	Shipping	Temperature Range	Package
MX681EBA156M250	MX681E	BA156M250	Tube	-40°C to 85°C	6-pin 5x7mm
MX681EBA156M250 TR	MX681E	BA156M250	Tape&Reel	-40°C to 85°C	6-pin 5x7mm

\*Line 3 marking is datecode information. See figu

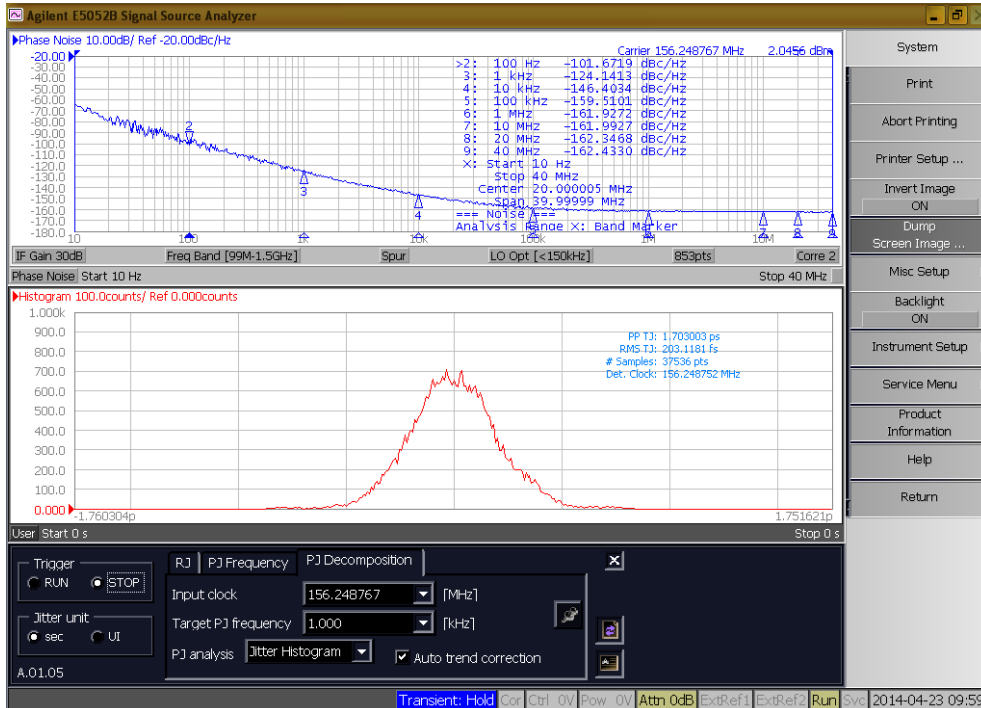
**Phase Noise Performance**

1.875MHz to 20MHz Integration Range

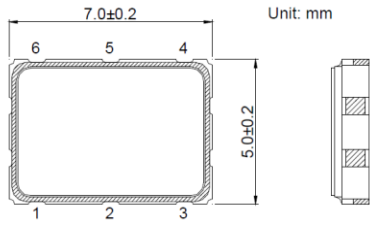
12kHz to 20MHz Integration Range



**Period Jitter (37536 samples)**

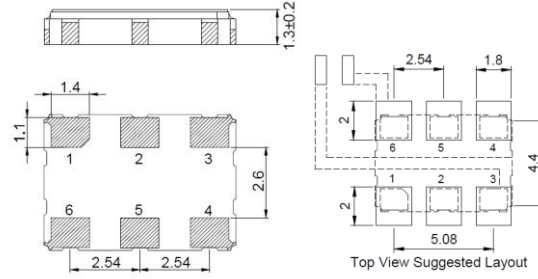


**Dimensions, Pin Assignment, Land Pattern**



**Pin Function:**

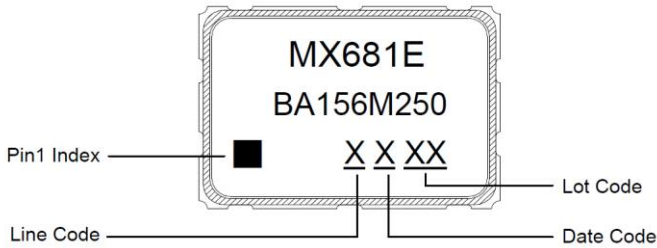
- 1. OE
- 2. NC
- 3. GND
- 4. OUT
- 5.  $\overline{\text{OUT}}$
- 6. VDD



※ Pad dimension tolerance ±0.2 mm

※ Power Supply Decoupling Capacitor is Required.

**Date Code Information**



		MONTH													
YEAR		JAN	FEB	MAR	APR	MAY	JUN	JUL	AUG	SEP	OCT	NOV	DEC		
2005	2009	2013	2017	A	B	C	D	E	F	G	H	J	K	L	M
2006	2010	2014	2018	N	P	Q	R	S	T	U	V	W	X	Y	Z
2007	2011	2015	2019	a	b	c	d	e	f	g	h	j	k	l	m
2008	2012	2016	2020	n	p	q	r	s	t	u	v	w	x	y	z

\* This date code will be cycled every four years.

**MICREL, INC. 2180 FORTUNE DRIVE SAN JOSE, CA 95131 USA**

TEL +1 (408) 944-0800 FAX +1 (408) 474-1000 WEB <http://www.micrel.com>

Micrel makes no representations or warranties with respect to the accuracy or completeness of the information furnished in this data sheet. This information is not intended as a warranty and Micrel does not assume responsibility for its use. Micrel reserves the right to change circuitry, specifications and descriptions at any time without notice. No license, whether express, implied, arising by estoppel or otherwise, to any intellectual property rights is granted by this document. Except as provided in Micrel's terms and conditions of sale for such products, Micrel assumes no liability whatsoever, and Micrel disclaims any express or implied warranty relating to the sale and/or use of Micrel products including liability or warranties relating to fitness for a particular purpose, merchantability, or infringement of any patent, copyright or other intellectual property right.

© 2012 Micrel, Incorporated.