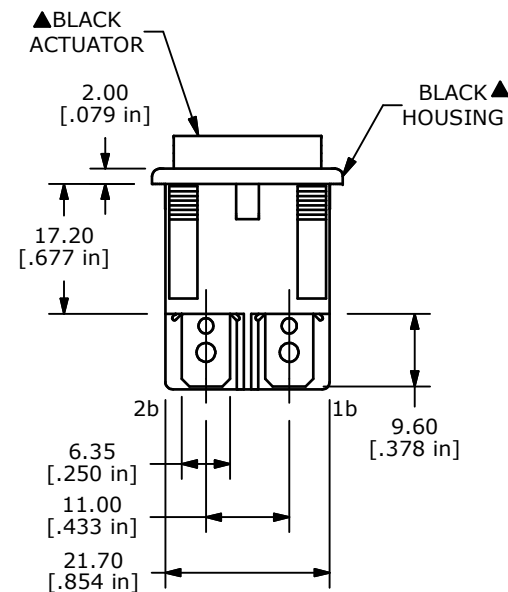
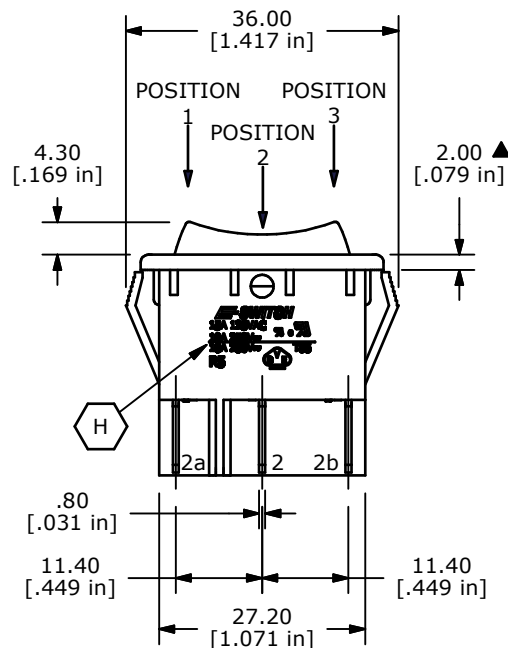
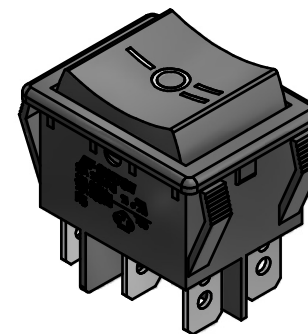
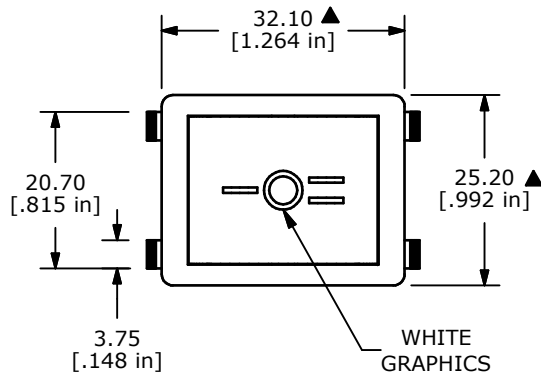
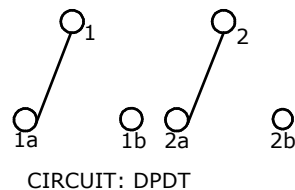


RECOMMENDED PANEL MOUNTING

PANEL THICKNESS	X
0.75-1.25	30.0-30.2
1.25-2.00	30.2-30.4
2.00-3.00	30.6-30.8

SWITCH FUNCTION		
POS. 1	POS. 2	POS. 3
ON	OFF	ON
1-1b, 2-2b	NONE	1-1a, 2-2a



- NOTES:
- ALL DIMENSIONS IN MM [INCH]
  - GENERAL TOLERANCE: X.X=±0.4  
X.XX=±0.25
  - TERM. NOS. FOR REF. ONLY
  - ▲ 4. RATING: 10A @250VAC UL APPROVED  
15A @125VAC UL APPROVED  
16A @250VAC VDE APPROVED
  - ELECTRICAL LIFE: 10,000 CYCLES
  - MECHANICAL LIFE: 30,000 CYCLES
  - CONTACT RESISTANCE: <20 MILLI-OHMS INITIAL
  - DIELECTRIC STRENGTH: >1,500V AC 1MIN
  - INSULATION RESISTANCE: >1000MOHMS
  - OPERATING TEMP: TERMINAL SIDE: -20°C to 85°C  
ROCKER SIDE: -20°C to 55°C
  - ▲ DENOTES CRITICAL PARAMETER.
  - 2002/95/EC (ROHS) COMPLIANT



TITLE R5DBLKBLKCF0				
SCALE 1:1	DATE 3/23/2011	DR BMA	DWG M050211	REV H

REV	PCR NO	DESCRIPTION	DATE	BY
H	20975	CORRECT RATING TEXT	1/18/13	EBP
G	19789	UPDATE / CONVERT TO INVENTOR	03/23/11	BMA

THE INFORMATION CONTAINED IN THIS DOCUMENT IS PROPRIETARY TO E-SWITCH AND IS NOT TO BE COPIED OR TRANSFERRED