

### Four-Row Vertical Receptacle Assemblies Without Guide Holes

#### ACTION PIN Posts and Solder Posts

#### Material and Finish

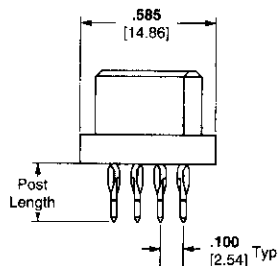
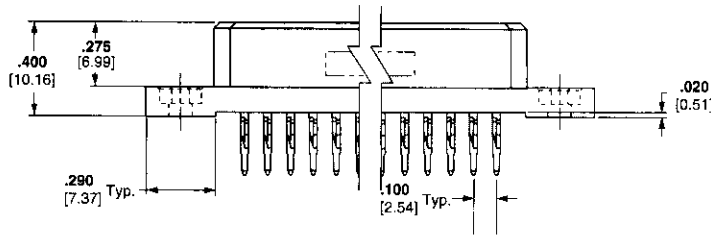
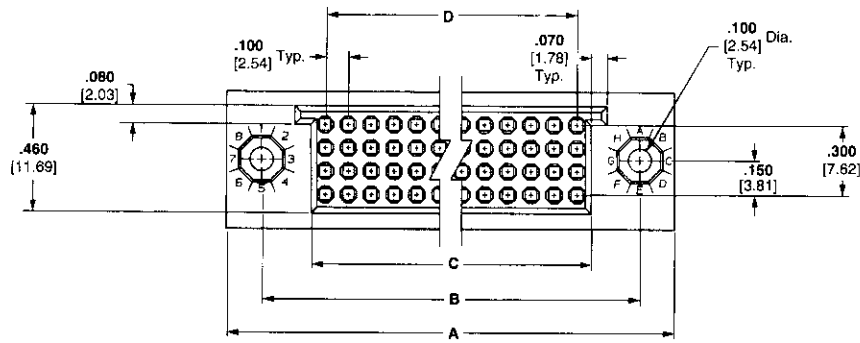
**Housing** — Brown glass-filled polyphenylene sulfide

**Contacts** — ACTION PIN (phosphor bronze), solder (beryllium copper), plated as follows:

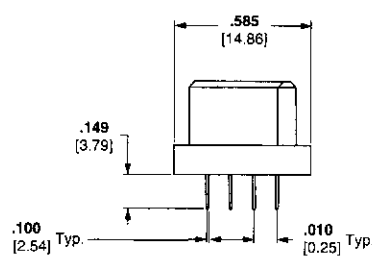
**A** .000030 [0.00076] gold in contact area, tin-lead on posts, with entire contact underplated .000050-.000100 [0.00127-0.00254] nickel

**B** Gold flash over .000050-.000100 [0.00127-0.00254] nickel on entire contact, with .000030 [0.00076] gold on contact area and for .200 [5.08] from tip of ACTION PIN post

**C** .000050 [0.00127-0.00254] gold in contact area, tin-lead on posts, with entire contact underplated .000050-.000100 [0.00127-0.00254] nickel



**ACTION PIN Posts**



**Solder Posts**

#### Related Product Data

**Mateable Connectors** —

**Vertical Pin Headers** —

Base numbers 533435, 533254, 533270, 532448, 532436

**90° Pin Headers** —

Base numbers 533444, 533286

Consult Tyco Electronics for part number details.

**Accessories** —

**Keys** — page 6103

**Jackscrews** — page 6104

**PCB Hole Layouts** — page 6099

**Application Tooling** — page 6102

**Technical Documents** —

AMP Product Specifications

108-9069, 108-26003

AMP Application Specification

114-9010

AMP Instruction Sheets 408-6927,

408-6979, 408-6989, 408-9185

No. of Pos.	Dimensions				Contact Finish	Part Numbers*			
	A	B	C	D		ACTION PIN Posts		Solder Posts	
						.500 [12.7] Length	.250 [6.35] Length	.149 [3.78] Length	.180 [4.57] Length
300	8.250	7.950	7.524	7.400	A	—	1-533427-2	1-533285-2	—
	209.55	201.93	191.11	187.95	B	1-533656-2	—	—	—
280	7.750	7.450	7.024	6.900	A	—	—	1-533285-1	—
	196.85	189.23	178.41	175.26	—	—	—	—	—
260	7.250	6.950	6.524	6.400	A	—	1-533427-0	1-533285-0	—
	184.15	176.53	165.71	162.56	—	—	—	—	—
240	6.750	6.450	6.024	5.900	A	—	533427-9	533285-9	—
	171.45	163.83	153.01	149.86	B	533656-9	—	—	—
232	6.550	6.250	5.824	5.700	A	—	—	—	533499-2
	166.37	158.75	147.93	144.78	—	—	—	—	—
216	6.150	5.850	5.424	5.300	A	—	—	—	533499-1
	156.21	148.59	137.77	134.62	—	—	—	—	—
200	5.750	5.450	5.024	4.900	A	—	—	533285-7	—
	146.05	138.43	127.61	124.46	B	533656-7	—	—	—
180	5.250	4.950	4.524	4.400	B	533656-6	—	533285-6	—
	133.35	125.73	114.91	111.76	—	—	—	—	—
160	4.750	4.450	4.024	3.900	A	—	533427-5	533285-5	533492-1
	120.65	113.03	102.21	99.06	C	—	—	650844-1	—
140	4.250	3.950	3.524	3.400	A	—	—	533285-4	—
	107.95	100.33	89.51	86.36	—	—	—	—	—
128	3.950	3.650	3.224	3.100	A	—	533427-3	533285-3	—
	100.33	92.71	81.89	78.74	—	—	—	—	—
100	3.250	2.950	2.524	2.400	A	533694-1	533427-1	533285-1	—
	82.55	74.93	64.11	60.96	B	533656-1	—	—	—

\*Other connector sizes and solder post lengths can be made available, consult Tyco Electronics.

Printed Circuit Board Connectors