

4

3

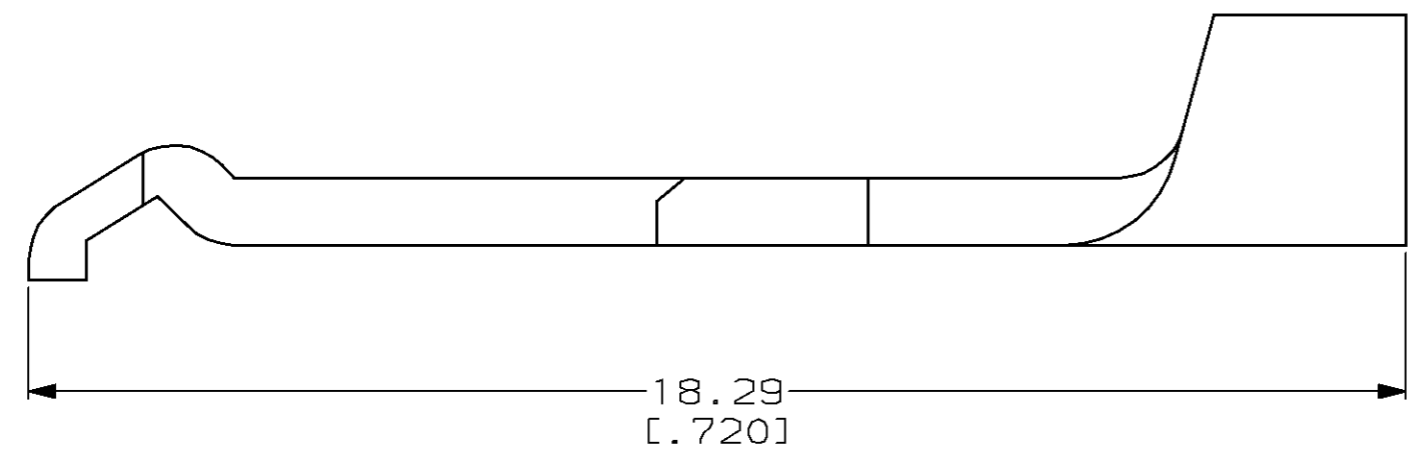
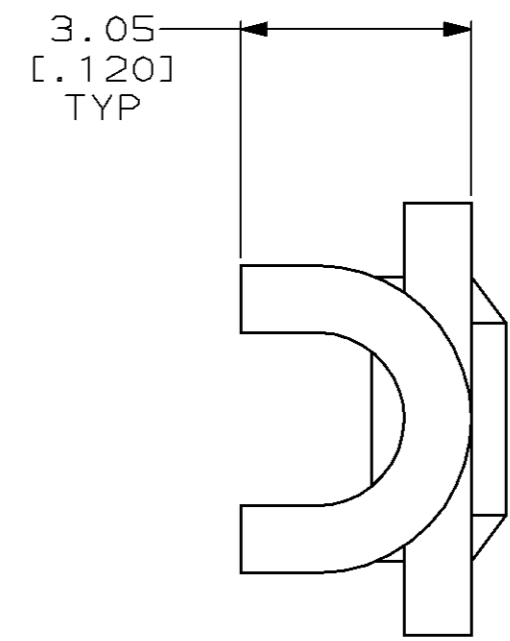
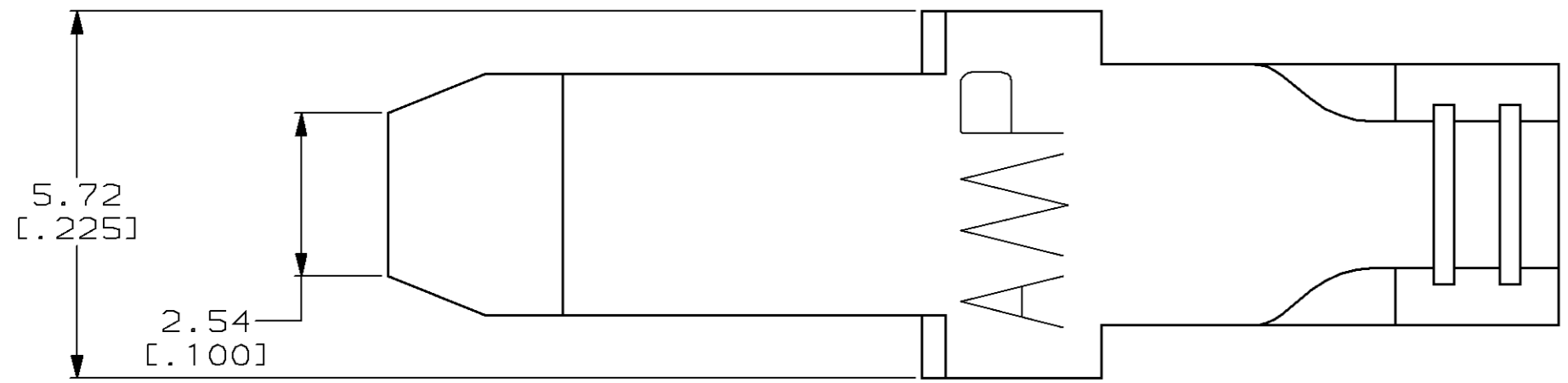
2

1

THIS DRAWING IS UNPUBLISHED. RELEASED FOR PUBLICATION, 19 .

© COPYRIGHT 19 BY AMP INCORPORATED. ALL RIGHTS RESERVED.

LOC	DIST	REVISIONS			
P	LTR	DESCRIPTION	DATE	DWN	APVD
FT	60	E	REDRAWN & REV PER EC 0320-74-97	15 APR 97	-



1. CONTACT TO BE USED WITH HOUSING 53894.

54329-1  
PART NUMBER

THIS DRAWING IS A CONTROLLED DOCUMENT.		DWN M. BINNER	15 APR 97	<b>AMP</b> AMP Incorporated Harrisburg, PA 17105-3608		
DIMENSIONS: mm [INCHES]		CHK R. STONE	24 APR 97			
TOLERANCES UNLESS OTHERWISE SPECIFIED:		APVD M. MCALONIS	22 MAY 97			
	0 PLC ±-	PRODUCT SPEC		<b>CONTACT, SOLDER BARREL SERIES 1, POWER LOCK</b>		
	1 PLC ±-	108-11026				
	2 PLC ±0.38 [.015]	APPLICATION SPEC				
	3 PLC ±-	114-6032				
MATERIAL COPPER	4 PLC ±-	SIZE	A3	RESTRICTED TO -		
	ANGLES ±-	CAGE CODE	00779			
FINISH 5.08µm [.000200] MIN SILVER	WEIGHT	DRAWING NO	C-54329	SCALE	4:1	
CUSTOMER DRAWING		SHEET		1 OF 1	REV	E