**DB9 Male**

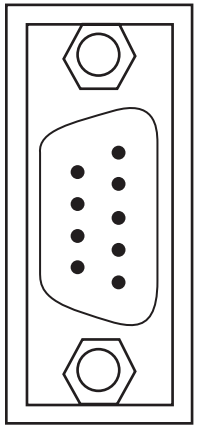

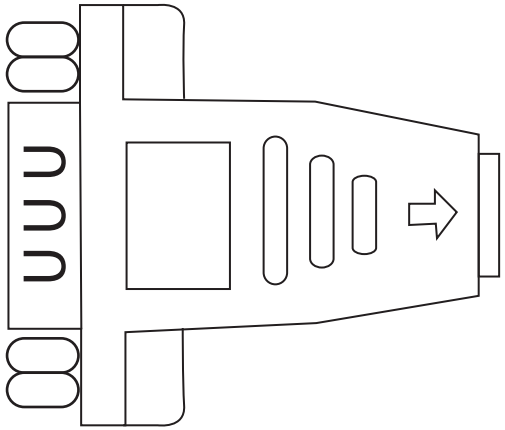

**MINI DIN 6PIN Female**

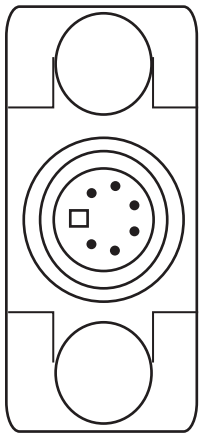

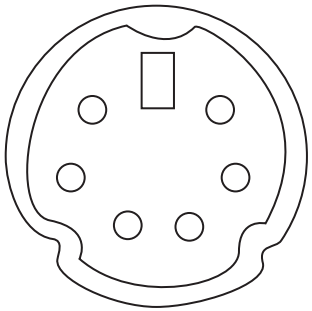

Front View

Configuration

| DB9M | MINI 6F |
|---|---|
| 1 | 1 |
| 5 | 3 |
| 7 | 4 |
| 6 | 5 |
| Shield | Shield |

**Material:**

1.Jump Wire:(UL:007) #26 4C+(Ground)
2.Both connectors with normal type
3.DB9 Male with nut(#4-40UNC) Type
4.Allover Molded with Beige PVC
5.Both connectors insulator with Black color

**Notes:**

1.Color:Beige
2.Molded Type
3.MINI DIN 6 PIN Female(Detail): MINI DIN 6F

RoHS Complaint

| | |
|---|---|
| Scale | 1:1 |
| TOLERANCE | |
| X.X | ±0.40 |
| X.XX | ±0.25 |
| X.XXX | ±0.15 |
| Angle | ±3° |

| Modification | Date | Name |
|---|---|---|

| | | Name |
|---|---|---|
| Drawn | 01.03.12 | Chappell |
| Approved | | |

ASSMANN WSW components

**Item No.** AB401-R

**Title** DB9 Male - MINI DIN 6PIN Female

Drawing No.

rev00

Replace

Sheet