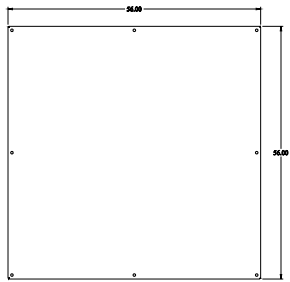





PART No. 1422N4S16D12F
 for more information visit
www.hammfg.com
 Date subject to change without notice
 Isometric drawing Not to Scale



INNER PANEL



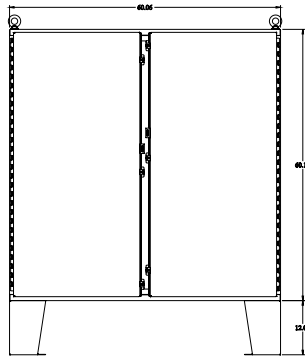
BACK VIEW



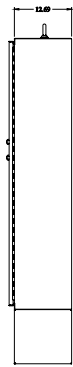
SIDE VIEW



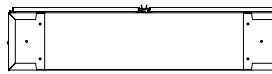
TOP VIEW



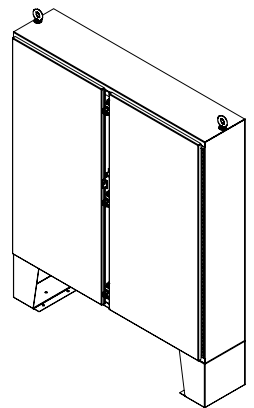
FRONT VIEW



SIDE VIEW



BOTTOM VIEW



ISOMETRIC VIEW