

IB IL 120 DI 1-PAC

Order No.: 2861917




<http://eshop.phoenixcontact.de/phoenix/treeViewClick.do?UID=2861917>

Inline digital power terminal block, complete with accessories (connector and labeling field), 1 input, 120 V AC, 3-wire connection method



Commercial data

GTIN (EAN)	 4 017918 907464
sales group	K411
Pack	1 pcs.
Customs tariff	85389091
Catalog page information	Page 273 (AX-2009)

Product notes

WEEE/RoHS-compliant since:
08/26/2008



<http://www.download.phoenixcontact.com>
Please note that the data given here has been taken from the online catalog. For comprehensive information and data, please refer to the user documentation. The General Terms and Conditions of Use apply to Internet downloads.

Technical data

General data

Width	12.2 mm
Height	119.8 mm
Depth	71.5 mm

Weight	39 g
Note on weight specifications	Without plug
Mounting type	DIN rail
Ambient temperature (operation)	-25 °C ... 55 °C
Ambient temperature (storage/transport)	-25 °C ... 85 °C
Permissible humidity (operation)	75 % ... 85 % (in the range of -25°C ... +55°C, appropriate measures against increased humidity (> 85%) must be taken.)
Permissible humidity (storage/transport)	75 % ... 85 % (slight temporary condensation may sometimes appear on the housing)
Air pressure (operation)	80 kPa ... 160 kPa (up to 2000 m above sea level)
Air pressure (storage/transport)	70 kPa ... 106 kPa (up to 3000 m above sea level)
Degree of protection	IP20
Protection class	I, IEC 61140, EN 61140, VDE 0140-1
Test section	5 V supply incoming remote bus/7.5 V supply (bus logic) 500 V AC 50 Hz 1 min
	5 V supply outgoing remote bus/7.5 V supply (bus logic) 500 V AC 50 Hz 1 min
	7.5 V supply (bus logics) / I/O area 2500 V AC 50 Hz 1 min
	Routine test 1200 V AC 50 Hz 1 min

Interface

Name	Local bus
Type of connection	Inline data jumper
Transmission speed	500 kBaud

Power supply for module electronics

Supply voltage	120 V AC (via voltage jumper)
Supply voltage range	108 V AC ... 135 V AC
Communications power U_L	7.5 V (via voltage jumper)
Current consumption	max. 30 mA (from the local bus)

Inline potential routing

Communications power U_L	7.5 V
Current consumption from U_L	max. 30 mA
Main circuit supply U_M	120 V AC
Current consumption from U_M	max. 0.25 A

Digital inputs

Input name	Digital inputs
------------	----------------

Description of the input	EN 61131-2 type 1
Type of connection	Spring-cage connection
Connection method	2, 3-wire
Number of inputs	1
Input voltage	120 V AC (via voltage jumper)
Input voltage range "0" signal	0 V AC ... 40 V AC
Input voltage range "1" signal	77 V AC ... 135 V AC

Certificates / Approvals



Certification

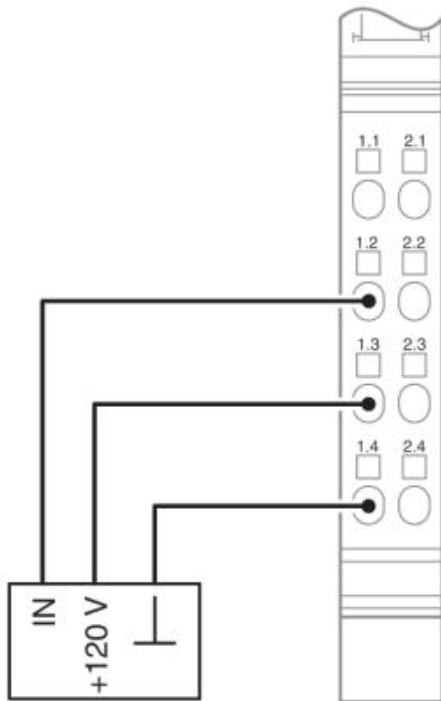
CUL, GOST, UL

Accessories

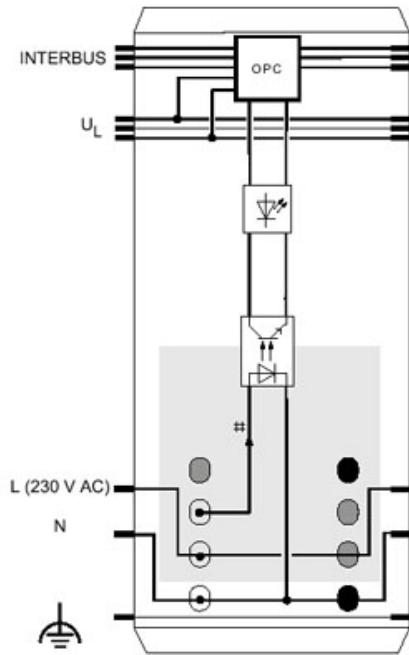
Item	Designation	Description
Marking		
0809492	ESL 62X10	Insert strip for laser printer, lettering field: 62 x 10 mm
2727501	IB IL FIELD 2	Labeling field, width: 12.2 mm
Plug/Adapter		
2740261	IB IL SCN-8-AC-ICP	Plug, colored identification, for digital 1, -2 or 8-channel Inline input terminal blocks with AC voltage

Diagrams/Drawings

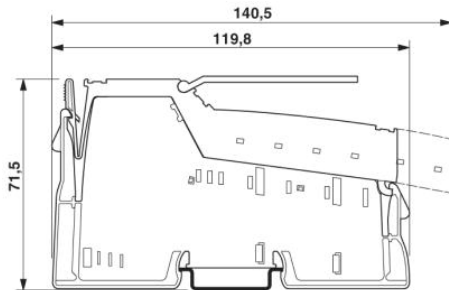
Connection diagram



Block diagram



Dimensioned drawing



Address

PHOENIX CONTACT Deutschland GmbH
Flachmarktstr. 8
32825 Blomberg, Germany
Phone +49 5235 3 12000
Fax +49 5235 3 41200
<http://www.phoenixcontact.de>



© 2011 Phoenix Contact
Technical modifications reserved;