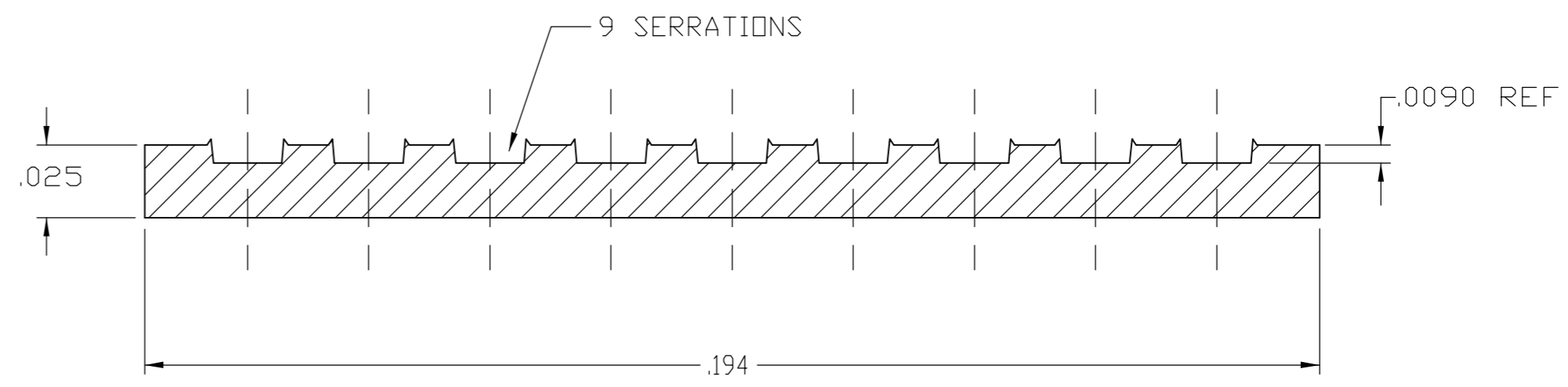
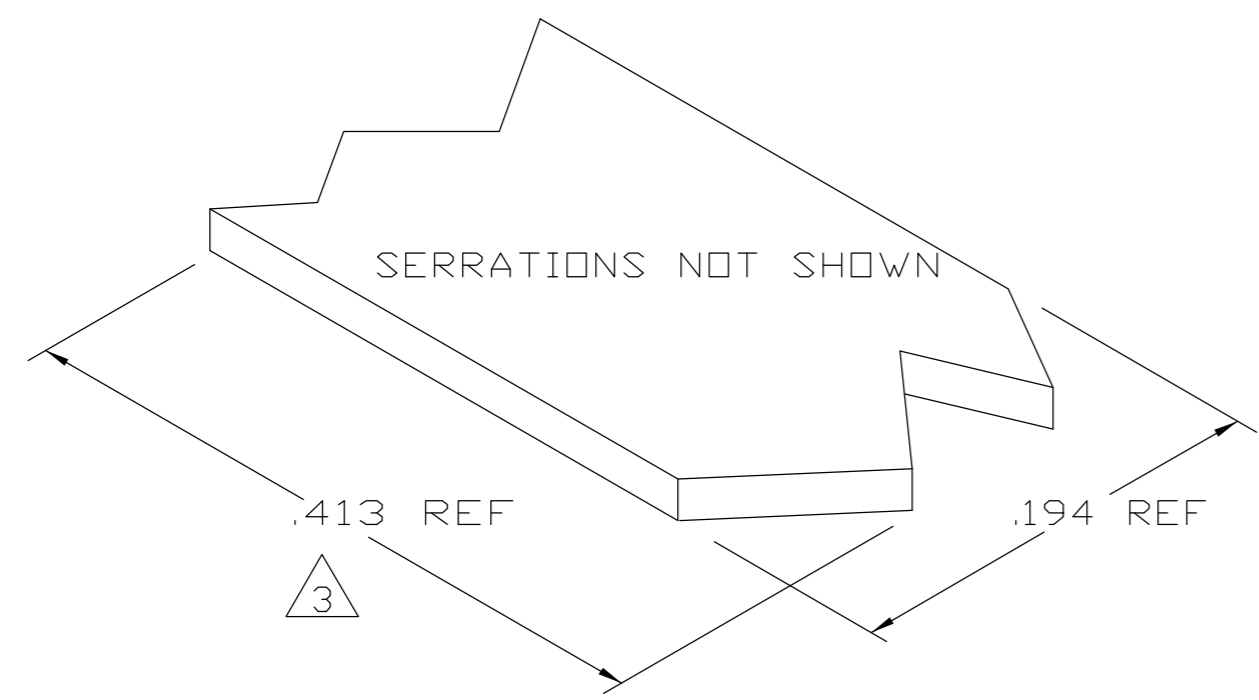


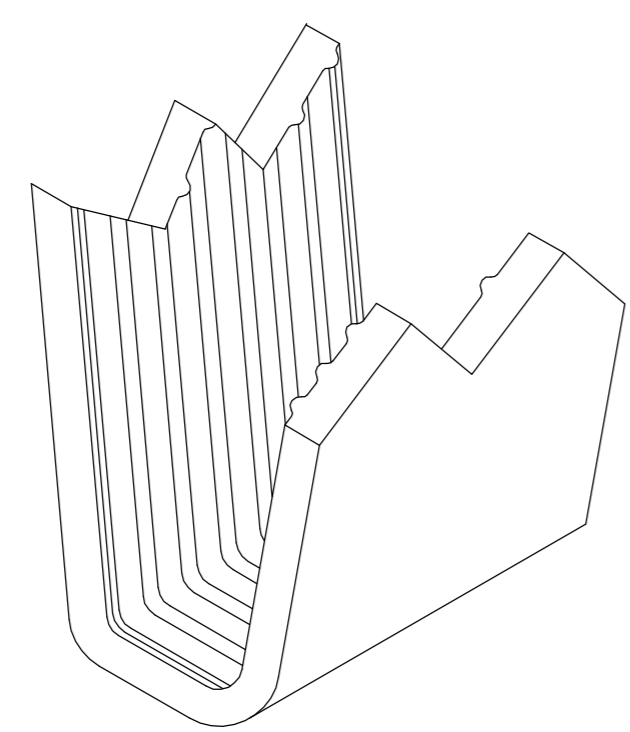
THIS DRAWING IS UNPUBLISHED. RELEASED FOR PUBLICATION
 © COPYRIGHT BY TYCO ELECTRONICS CORPORATION. ALL RIGHTS RESERVED.

LOC	DIST	REVISIONS			
P	LTR	DESCRIPTION	DATE	DWN	APVD
AF	50	A	REVISED PER ECR-06-009350	19APR06	MF EH

- 1 CRIMPBAND MATERIAL PROVIDED IN CONTINUOUS STRIP.
- 2 REFERENCE DESCRIPTIVE PART NUMBER G092/1258R25B.
- 3 BLANK LENGTH DETERMINED BY 092/125 TOOLSET.



TYP. CROSS SECTION



PARTIAL FORMED VIEW (REF)
FORMED BY APPLICATION TOOLING

1601324-1
PART NUMBER

THIS DRAWING IS A CONTROLLED DOCUMENT.		DWN 12APR2006 MICHAEL S. FEHER	Tyco Electronics Corporation Harrisburg, PA 17105-3608	
DIMENSIONS: INCHES		CHK 12APR2006 EDWARD HOWARD		
		APVD 12APR2006 EDWARD HOWARD	NAME -	
TOLERANCES UNLESS OTHERWISE SPECIFIED:		PRODUCT SPEC	CRIMPBAND, MTM	
0 PLC ± -		APPLICATION SPEC	-	
1 PLC ± -		WEIGHT	SIZE A2	CAGE CODE 00779
2 PLC ± -		FINISH NONE	DRAWING NO C=1601324	
3 PLC ± .005			RESTRICTED TO -	
4 PLC ± -		SCALE 1:1		SHEET 1 of 1
ANGLES ± -		CUSTOMER DRAWING		REV A

1601324