

Printed-circuit board connector - MSTB 2,5/15-STF - 1786967

Please be informed that the data shown in this PDF Document is generated from our Online Catalog. Please find the complete data in the user's documentation. Our General Terms of Use for Downloads are valid (<http://phoenixcontact.com/download>)

PCB connector, nominal current: 12 A, rated voltage (III/2): 320 V, number of positions: 15, pitch: 5 mm, connection method: Screw connection with tension sleeve, color: green, contact surface: Tin




The figure shows a 10-position version of the product

Why buy this product

- Plug-in direction parallel to the conductor axis
- Standard plug-in system for 320 V (III/2)
- Individual position coding by inserting coding profiles
- Well-known connection principle allows worldwide use
- Low temperature rise, thanks to maximum contact force
- Screwable flange for superior mechanical stability
- Allows connection of two conductors



Key Commercial Data

Packing unit	50 STK
GTIN	 4 017918 042929
GTIN	4017918042929

Technical data

Dimensions

Length [l]	18.2 mm
Width [w]	85.01 mm
Height [h]	15 mm
Pitch	5 mm
Dimension a	70 mm

General

Range of articles	MSTB 2,5/...-STF
Type of contact	Female connector

Printed-circuit board connector - MSTB 2,5/15-STF - 1786967

Technical data

General

Number of positions	15
Connection method	Screw connection with tension sleeve
Insulating material group	I
Rated surge voltage (III/3)	4 kV
Rated surge voltage (III/2)	4 kV
Rated surge voltage (II/2)	4 kV
Rated voltage (III/3)	250 V
Rated voltage (III/2)	320 V
Rated voltage (II/2)	630 V
Connection in acc. with standard	EN-VDE
Nominal current I_N	12 A
Nominal cross section	2.5 mm ²
Maximum load current	12 A (with a 2.5 mm ² conductor cross section)
Insulating material	PA
Flammability rating according to UL 94	V0
Internal cylindrical gage	A3
Stripping length	7 mm
Screw thread	M3
Tightening torque, min	0.5 Nm
Tightening torque max	0.6 Nm

Connection data

Conductor cross section solid min.	0.2 mm ²
Conductor cross section solid max.	2.5 mm ²
Conductor cross section flexible min.	0.2 mm ²
Conductor cross section flexible max.	2.5 mm ²
Conductor cross section flexible, with ferrule without plastic sleeve min.	0.25 mm ²
Conductor cross section flexible, with ferrule without plastic sleeve max.	2.5 mm ²
Conductor cross section flexible, with ferrule with plastic sleeve min.	0.25 mm ²
Conductor cross section flexible, with ferrule with plastic sleeve max.	2.5 mm ²
Conductor cross section AWG min.	24
Conductor cross section AWG max.	12
2 conductors with same cross section, solid min.	0.2 mm ²
2 conductors with same cross section, solid max.	1 mm ²
2 conductors with same cross section, stranded min.	0.2 mm ²
2 conductors with same cross section, stranded max.	1.5 mm ²
2 conductors with same cross section, stranded, ferrules without plastic sleeve, min.	0.25 mm ²
2 conductors with same cross section, stranded, ferrules without plastic sleeve, max.	1 mm ²
2 conductors with same cross section, stranded, TWIN ferrules with plastic sleeve, min.	0.5 mm ²

Printed-circuit board connector - MSTB 2,5/15-STF - 1786967

Technical data

Connection data

2 conductors with same cross section, stranded, TWIN ferrules with plastic sleeve, max.	1.5 mm ²
Minimum AWG according to UL/CUL	30
Maximum AWG according to UL/CUL	12

Standards and Regulations

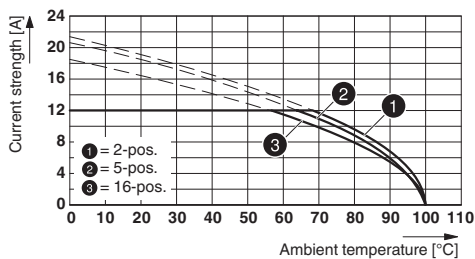
Connection in acc. with standard	EN-VDE
	CSA
Flammability rating according to UL 94	V0

Environmental Product Compliance

REACH SVHC	Lead 7439-92-1
China RoHS	Environmentally Friendly Use Period = 50
	For details about hazardous substances go to tab "Downloads", Category "Manufacturer's declaration"

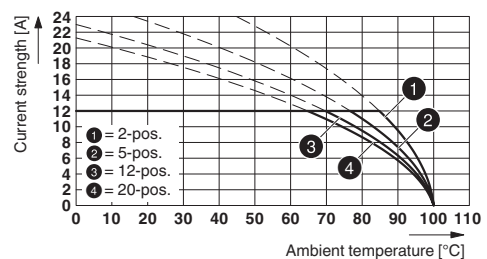
Drawings

Diagram



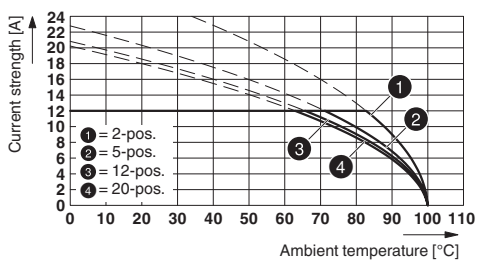
Type: MSTB 2,5/15-STF with DFK-MSTB 2,5/15-GF

Diagram



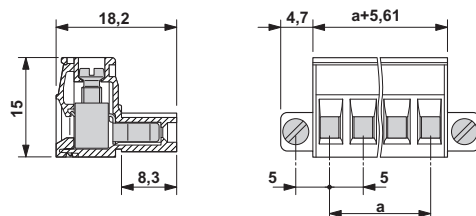
Type: MSTB 2,5/15-STF with CC 2,5/15-GF-LR P20 THR

Diagram



Type: MSTB 2,5/15-STF with CCV 2,5/15-GF-LR P20 THR

Dimensional drawing



Approvals

Approvals

Printed-circuit board connector - MSTB 2,5/15-STF - 1786967

Approvals

Approvals

CSA / VDE Gutachten mit Fertigungsüberwachung / IECCEB Scheme / cULus Recognized / EAC / DNV GL / RS

Ex Approvals

Approval details

CSA		http://www.csagroup.org/services-industries/product-listing/	LR13631-2585950
		D	B
Nominal voltage UN		300 V	300 V
Nominal current IN		15 A	15 A
mm ² /AWG/kcmil		28-12	28-12



VDE Gutachten mit Fertigungsüberwachung		http://www2.vde.com/de/Institut/Online-Service/VDE-gepruefteProdukte/Seiten/Online-Suche.aspx	40004701
Nominal voltage UN		250 V	
Nominal current IN		12 A	
mm ² /AWG/kcmil		0.2-2.5	

IECEE CB Scheme		http://www.iecee.org/	DE1-58978-B1B2
Nominal voltage UN		250 V	
Nominal current IN		12 A	
mm ² /AWG/kcmil		0.2-2.5	

cULus Recognized		http://database.ul.com/cgi-bin/XYV/template/LISEXT/1FRAME/index.htm	E60425-19931011
		D	B
Nominal voltage UN		150 V	300 V
Nominal current IN		15 A	15 A
mm ² /AWG/kcmil		30-12	30-12

Printed-circuit board connector - MSTB 2,5/15-STF - 1786967

Approvals

EAC			B.01742
DNV GL		http://exchange.dnv.com/tari/	TAE00001EY
RS		http://www.rs-head.spb.ru/en/index.php	17.00014.272

Phoenix Contact 2018 © - all rights reserved
<http://www.phoenixcontact.com>

PHOENIX CONTACT GmbH & Co. KG
Flachsmarktstr. 8
32825 Blomberg
Germany
Tel. +49 5235 300
Fax +49 5235 3 41200
<http://www.phoenixcontact.com>