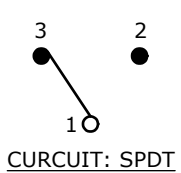
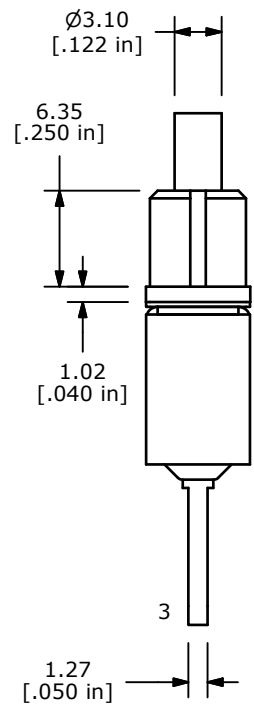
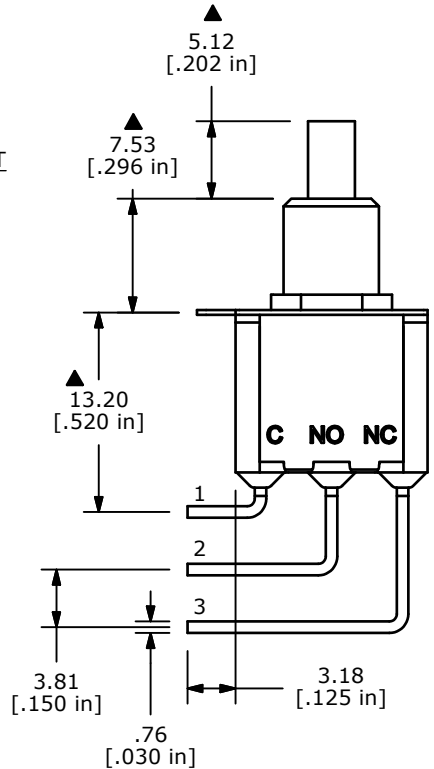


SWITCH FUNCTION	
POS. 1	POS. 2
ON	(ON)
1-3	1-2

(ON)=MOMENTARY



- NOTE:
1. ALL DIMENSIONS IN MM [INCH]
  2. GENERAL TOLERANCE: X.X=±0.4  
X.XX=±0.25
  3. TERMINAL NUMBERS FOR REF ONLY
  - ▲ 4. CONTACT MATERIAL: SILVER
  5. RATING: 3A @120VAC OR 28VDC  
1A @250VAC
  6. ELECTRIC LIFE: 50,000 MAKE-AND-BREAK CYCLES  
AT FULL LOAD
  7. INSULATION RESISTANCE: 1,000 MEGA-OHM MIN.
  8. ACUATION FORCE: 300 ± 100gf
  - ▲ 9. TRAVEL: 1.0 ± 0.2mm
  10. CONTACT RESISTANCE: 20 mOHM MAX.  
TYPICAL @ 2-4 VDC
  11. DIELECTRIC STRENGTH: 1,000 V RMS @ SEA LEVEL.
  12. OPERATING TEMP.: -30°C to 85°C
  13. ▲ DENOTES CRITICAL PARAMETER.
  14. 2002/95/EC (ROHS) COMPLIANT..



D	20004	DRAWING UPDATE / CLEAN-UP	6/15/11	BGL
REV	PCR NO	DESCRIPTION	DATE	BY

THE INFORMATION CONTAINED IN THIS DOCUMENT IS PROPRIETARY TO E-SWITCH AND IS NOT TO BE COPIED OR TRANSFERRED

TITLE 700SP7B20M7QE				
SCALE	DATE	DR	DWG	REV
2:1	6/15/2011	BGL	T711005	D