

4

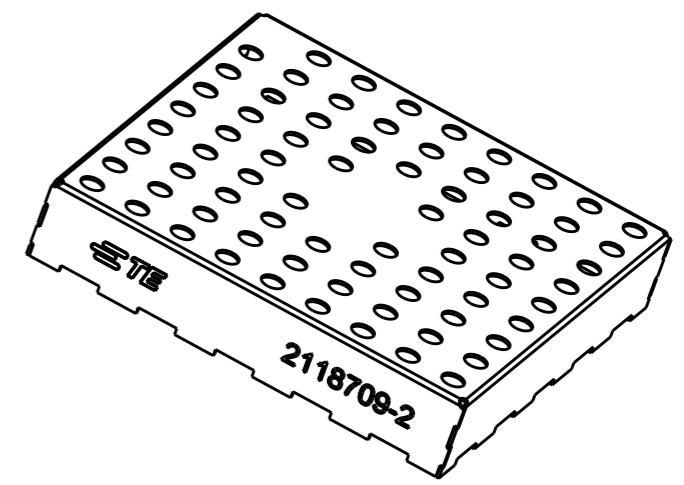
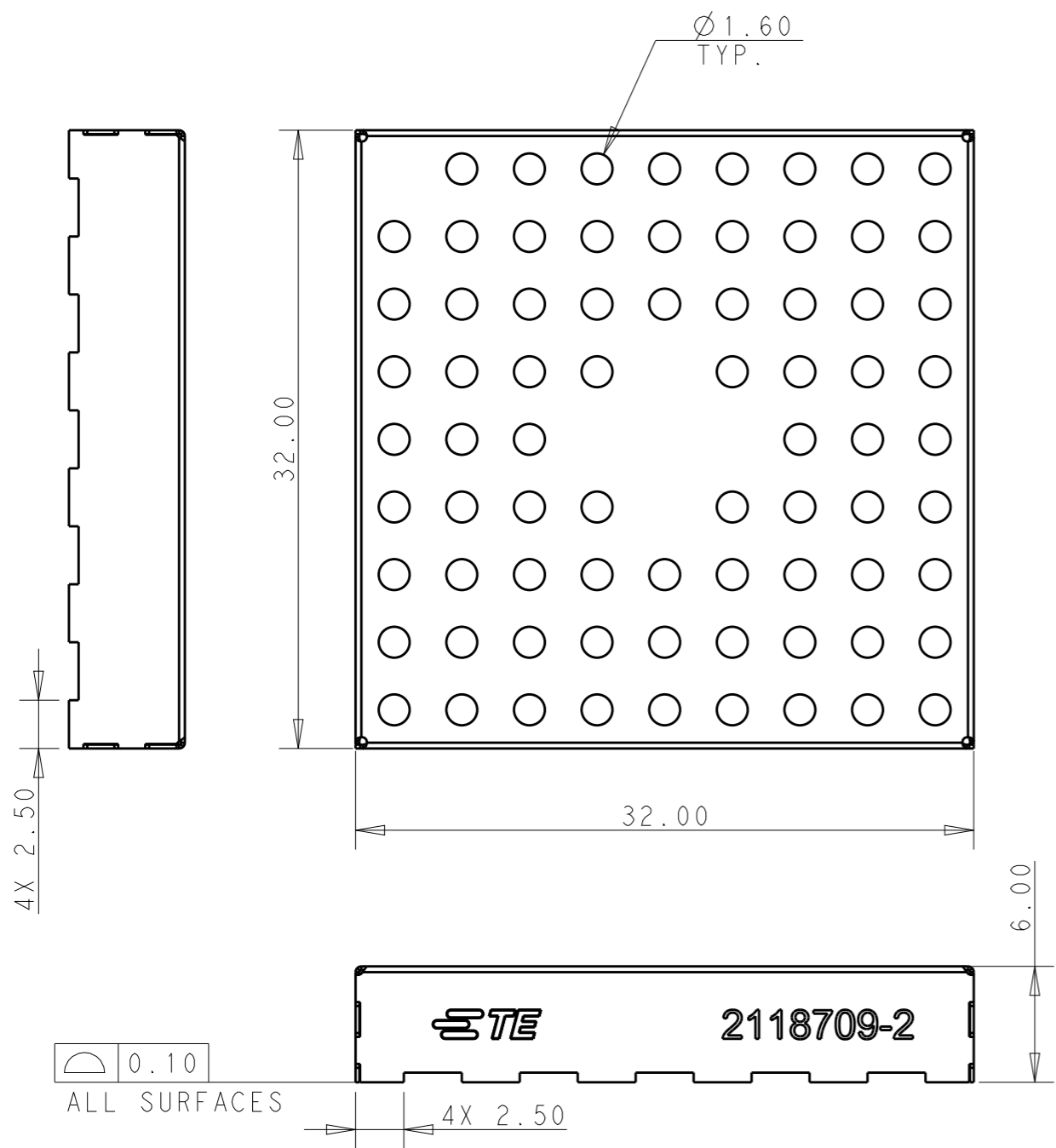
3

2

1

THIS DRAWING IS UNPUBLISHED. RELEASED FOR PUBLICATION 20  
© COPYRIGHT 20 BY - ALL RIGHTS RESERVED.

REVISIONS					
P	LTR	DESCRIPTION	DATE	DWN	APVD
	3	REMOVE CORNER HOLE	01SEP2016	VL	SS
	A	DRAWING RELEASED	21APR2017	VL	SS
	A1	REVISED PER ECO-17-007644	26MAY2017	VL	SS
	A2	REVISED PER ECO-17-013857	20SEP2017	SS	HL



SCALE 2:1

NOTES:

- 1 MATERIAL: 0.20mm CRS. 1,25 - 3.00µm MATTE TIN FINISH.
- 2 MATERIAL: 0.20mm AL. 1.20 - 2.00µm MATTE TIN FINISH OVER NICKEL FLASH.
- 3 STAMPING BURR OUTSIDE OF PART, MAX 0.05mm.
- 4 PARTS TO BE FREE OF OIL AND CONTAMINENTS.
- 5 PART IS RoHS COMPLIANT PER TE CONNECTIVITY STANDARD TEC-138-702.
- 6 REFER TO 3D MODEL FOR UNSPECIFIED DIMENSIONS.
- 7 PACKAGING: TAPE AND REEL

7	2	2118709-4
7	1	2118709-2
PACKAGING	MATERIAL	PART NUMBER

0.10 ALL SURFACES

THIS DRAWING IS A CONTROLLED DOCUMENT.	
DIMENSIONS: mm	TOLERANCES UNLESS OTHERWISE SPECIFIED:
	0 PLC ±0.20
	1 PLC ±0.15
	2 PLC ±0.10
	3 PLC ±
	4 PLC ±
	ANGLES ±2
MATERIAL SEE TABLE	FINISH SEE TABLE

DWN	V. LAC	07APR2016
CHK	S. SU	21APR2017
APVD	V. LAC	21APR2017
PRODUCT SPEC	108-115119	
APPLICATION SPEC	114-115013	
WEIGHT	-	
CUSTOMER DRAWING		

<b>STE</b> TE Connectivity			
NAME 1 PIECE STANDARD SHIELD			
SIZE	CAGE CODE	DRAWING NO	RESTRICTED TO
A3	-	©-2118709	-
SCALE 3:1		SHEET 1 OF 3	REV A2

THIS DRAWING IS UNPUBLISHED.

RELEASED FOR PUBLICATION

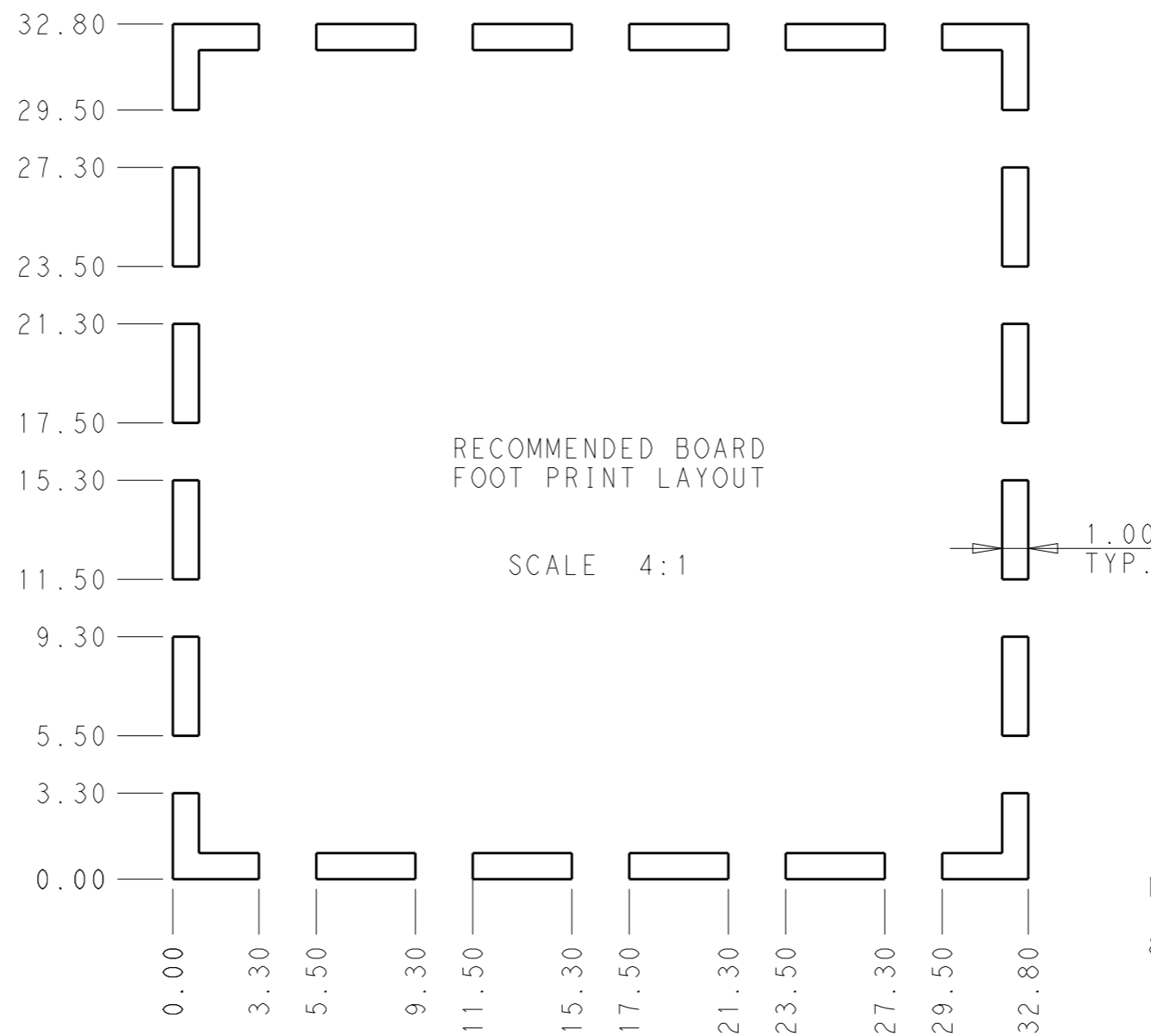
20

© COPYRIGHT 20 BY -

ALL RIGHTS RESERVED.

REVISIONS

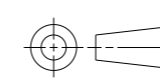
P	LTR	DESCRIPTION	DATE	DWN	APVD
-	-	SEE SHEET 1	-	-	-



NOTES:  
8. STENCIL THICKNESS: 0.10mm MIN.

THIS DRAWING IS A CONTROLLED DOCUMENT.

DIMENSIONS:  
mm



TOLERANCES UNLESS OTHERWISE SPECIFIED:

0 PLC	±0.20
1 PLC	±0.15
2 PLC	±0.10
3 PLC	±
4 PLC	±
ANGLES	±2

MATERIAL  
SEE TABLE

FINISH  
SEE TABLE

DWN V. LAC 07APR2016

CHK S. SU 21APR2017

APVD V. LAC 21APR2017

PRODUCT SPEC  
108-115119

APPLICATION SPEC  
114-115013

WEIGHT -

CUSTOMER DRAWING



NAME  
1 PIECE STANDARD SHIELD

SIZE A3	CAGE CODE -	DRAWING NO C-2118709	RESTRICTED TO -
------------	----------------	-------------------------	--------------------

SCALE 1:1 SHEET 2 OF 3 REV A2

4

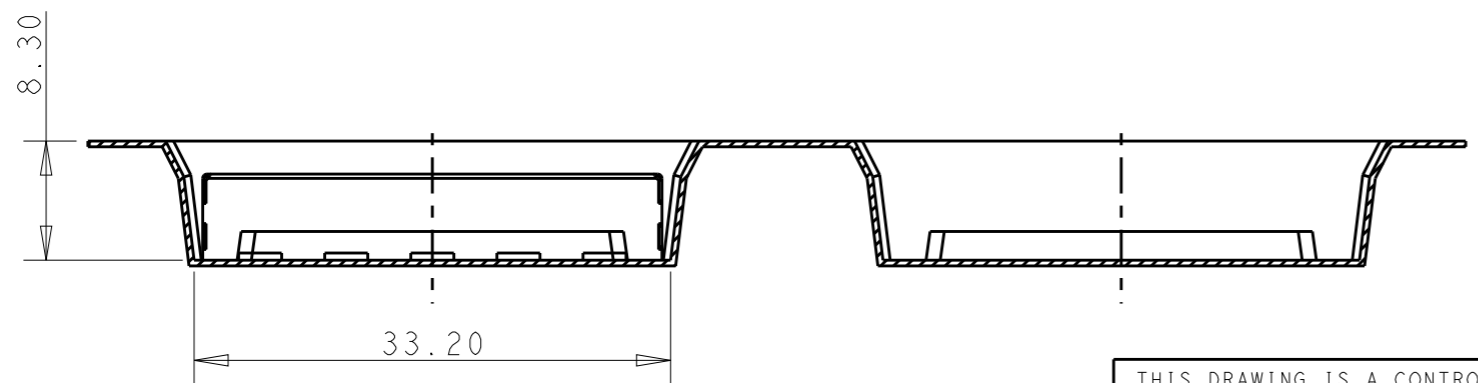
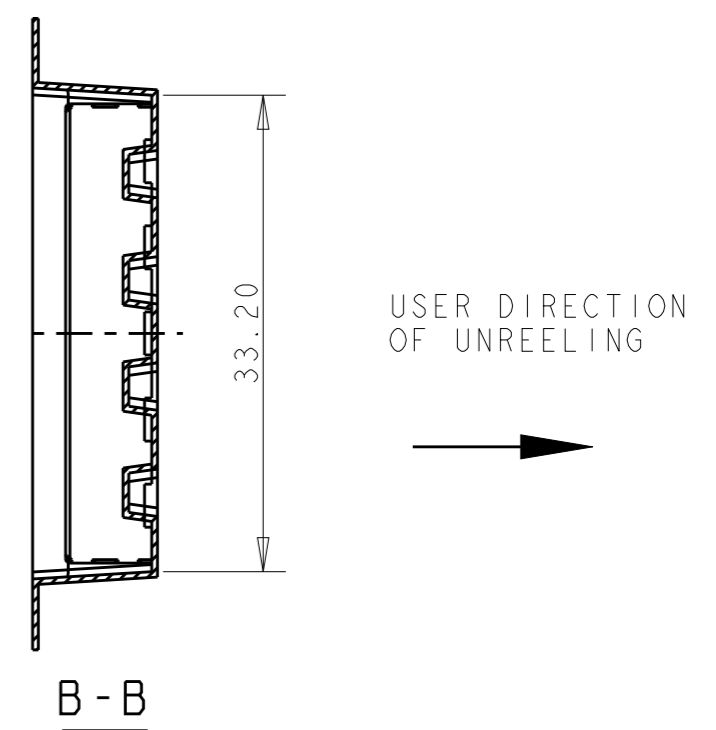
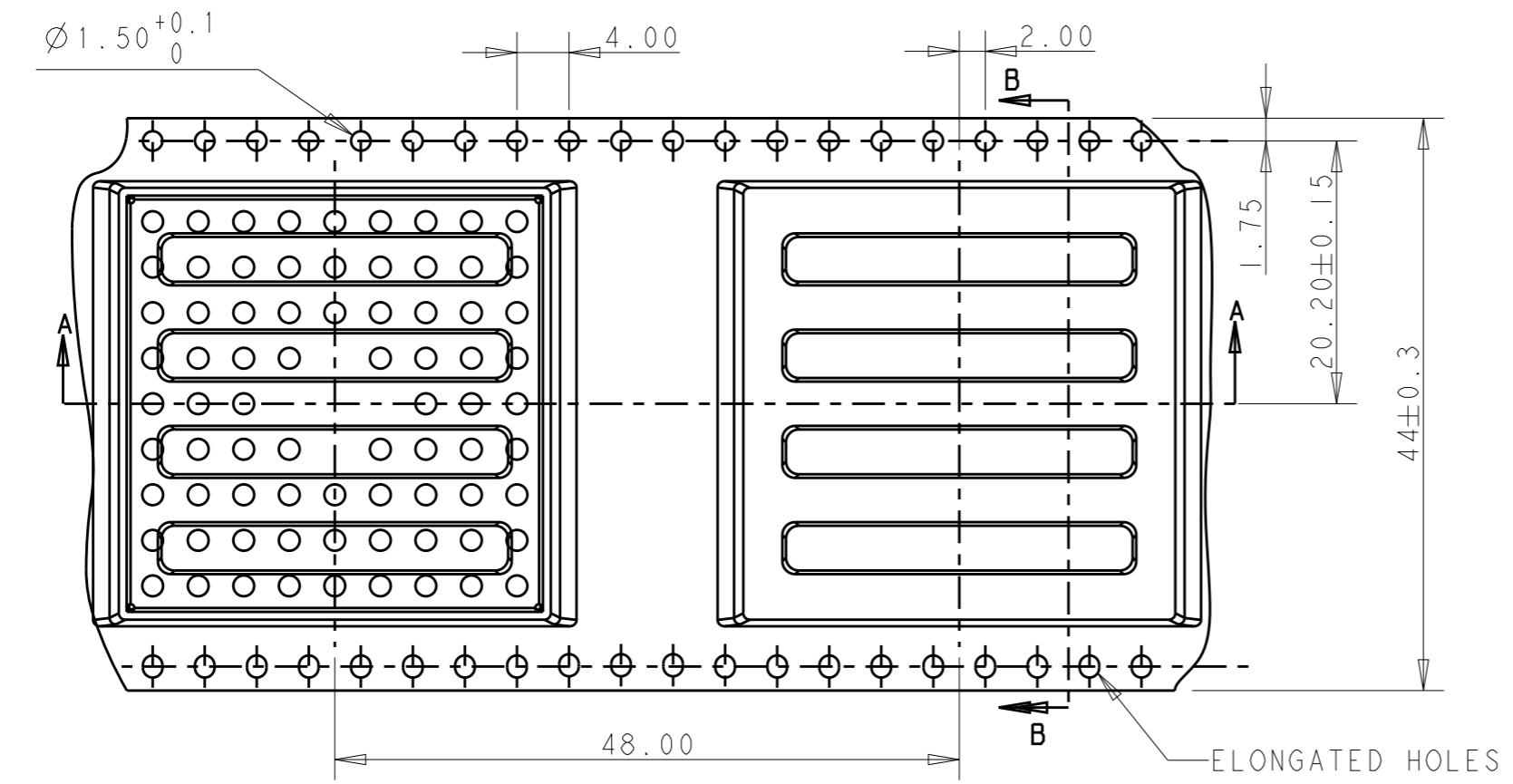
3

2

1

THIS DRAWING IS UNPUBLISHED. RELEASED FOR PUBLICATION 20  
 © COPYRIGHT 20 BY - ALL RIGHTS RESERVED.

REVISIONS					
P	LTR	DESCRIPTION	DATE	DWN	APVD
-		SEE SHEET 1	-	-	-



- NOTES:  
 9. REEL SIZE: O.D. 380mm, I.D. 180mm  
 10. QTY PER REEL: 166PCS

THIS DRAWING IS A CONTROLLED DOCUMENT.		DWN V. LAC 07APR2016	TE Connectivity	
DIMENSIONS: mm		CHK S. SU 21APR2017		
TOLERANCES UNLESS OTHERWISE SPECIFIED:		APVD V. LAC 21APR2017	NAME 1 PIECE STANDARD SHIELD	
0 PLC ±0.20 1 PLC ±0.15 2 PLC ±0.10 3 PLC ± 4 PLC ± ANGLES ±2		PRODUCT SPEC 108-115119	SIZE A3	
MATERIAL SEE TABLE		APPLICATION SPEC 114-115013	CAGE CODE -	DRAWING NO C-2118709
FINISH SEE TABLE		WEIGHT -	RESTRICTED TO -	
-		CUSTOMER DRAWING	SCALE 3:1	SHEET 3 OF 3
			REV A2	