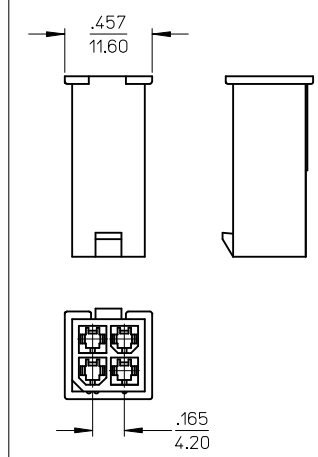
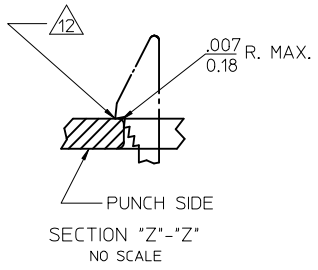
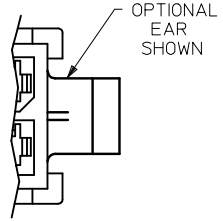
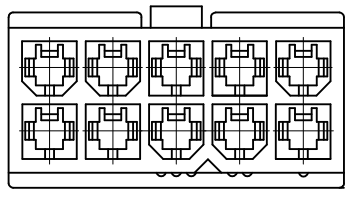
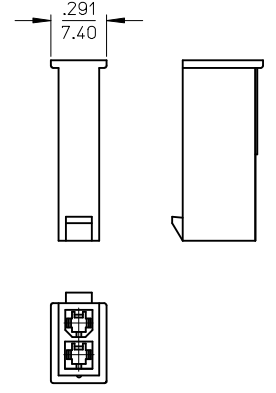


WITHOUT MOUNTING EARS
6-24 CIRCUIT
5559-**P1-225

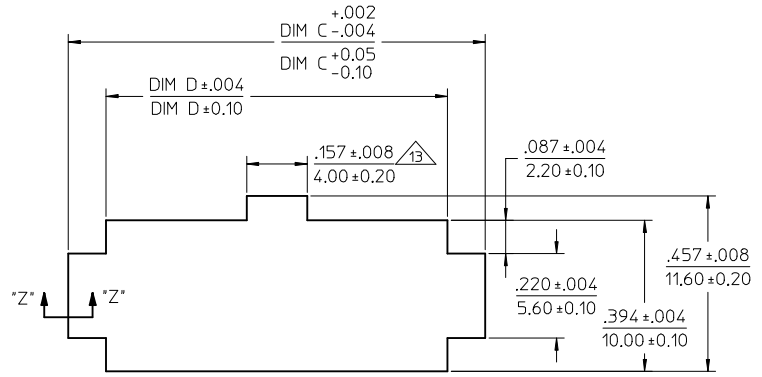
WITH MOUNTING EARS
2-24 CIRCUIT
5559-**P-225



WITHOUT MOUNTING EARS
4 CIRCUIT
5559-04P1-225
SCALE: 2X



WITHOUT MOUNTING EARS
2 CIRCUIT
5559-02P1-225
SCALE: 2X



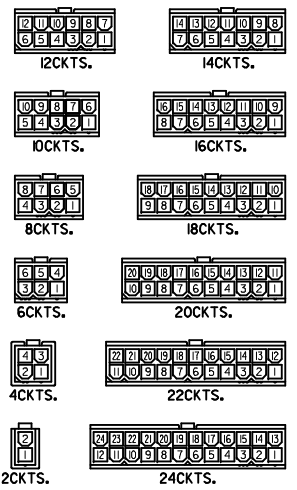
ADD NOT TOOLED TO -24P EC NO: UCP2013-1370 DRWN:BBEE CHKD:JBELL APPR:FSMITH	2012/10/05	DESCRIPTION	QUALITY SYMBOLS
	2012/10/05		$\nabla=0$
	2012/10/05		$\nabla=0$
	2012/10/05		$\nabla=0$
REV	A9		

GENERAL TOLERANCES (UNLESS SPECIFIED)	
mm	INCH
4 PLACES ± .005	± .0005
3 PLACES ± .010	± .0010
2 PLACES ± 0.25	± .015
1 PLACE ± 0.38	± .015
ANGULAR ± 1/2°	
DRAFT WHERE APPLICABLE MUST REMAIN WITHIN DIMENSIONS	

DIMENSION STYLE		SCALE	
IN/MM		4:1	
DRAWN BY	DATE	DESIGN UNITS	THIRD ANGLE PROJECTION
LSCHMIDT	2007/04/25	METRIC	\triangle
CHECKED BY	DATE	TITLE	
ADERR	2007/04/27	MINI-FIT JR PLUG 2-24 CIRCUIT DUAL ROW W/ & W/O EARS GLOW WIRE	
APPROVED BY	DATE	MATERIAL NO.	
FSMITH	2010/11/09	5559-04P1-225	
DOCUMENT NO.		SHEET NO.	
SEE SHEET 2		1 OF 2	

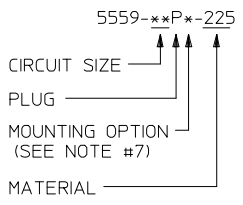
MATERIAL NO.		SHEET NO.	
5559-04P1-225		1 OF 2	
MATERIAL NO. DOCUMENT NO.			
5559-04P1-225 SD-5559-425			
THIS DRAWING CONTAINS INFORMATION THAT IS PROPRIETARY TO MOLEX INCORPORATED AND SHOULD NOT BE USED WITHOUT WRITTEN PERMISSION			

	13	12	11	10	9	8	7	6	5	4	3	2	1
J	PART NUMBER	ENGINEERING NO.	CKT SIZE	MOUNTING OPTION	DIM "A"	DIM "B"	DIM "C"	DIM "D"	PACKAGING SPECIFICATION				
	50-36-1678	5559-02P1-225	02	WITHOUT EARS	SEE SHEET 1	--	NOT APPLICABLE	NOT APPLICABLE	PK-5559-002				
	50-36-1679	5559-04P1-225	04	WITHOUT EARS	SEE SHEET 1	.165 / 4.20	NOT APPLICABLE	NOT APPLICABLE					
	50-36-1675	5559-06P1-225	06	WITHOUT EARS	.54 / 13.8	.331 / 8.40	NOT APPLICABLE	NOT APPLICABLE					
	50-36-1737	5559-08P1-225	08	WITHOUT EARS	.71 / 18.0	.496 / 12.60	NOT APPLICABLE	NOT APPLICABLE					
	50-36-1738	5559-10P1-225	10	WITHOUT EARS	.87 / 22.2	.661 / 16.80	NOT APPLICABLE	NOT APPLICABLE					
	26-01-3096	5559-12P1-225	12	WITHOUT EARS	1.04 / 26.4	.827 / 21.00	NOT APPLICABLE	NOT APPLICABLE					
I	NOT TOOLED	5559-14P1-225	14	WITHOUT EARS	1.21 / 30.6	.992 / 25.20	NOT APPLICABLE	NOT APPLICABLE					
	50-36-1676	5559-16P1-225	16	WITHOUT EARS	1.37 / 34.8	1.158 / 29.40	NOT APPLICABLE	NOT APPLICABLE					
	50-36-1677	5559-18P1-225	18	WITHOUT EARS	1.54 / 39.0	1.323 / 33.60	NOT APPLICABLE	NOT APPLICABLE					
	NOT TOOLED	5559-20P1-225	20	WITHOUT EARS	1.70 / 43.2	1.488 / 37.80	NOT APPLICABLE	NOT APPLICABLE					
	NOT TOOLED	5559-22P1-225	22	WITHOUT EARS	1.87 / 47.4	1.654 / 42.00	NOT APPLICABLE	NOT APPLICABLE					
H	NOT TOOLED	5559-24P1-225	24	WITHOUT EARS	2.03 / 51.6	1.819 / 46.20	NOT APPLICABLE	NOT APPLICABLE	PK-5559-002				
	50-36-1734	5559-02P-225	02	WITH EARS	.21 / 5.4	--	.425 / 10.80	.228 / 5.80	PK-5559-001				
	50-36-1735	5559-04P-225	04	WITH EARS	.38 / 9.6	.165 / 4.20	.591 / 15.00	.394 / 10.00					
	50-36-1736	5559-06P-225	06	WITH EARS	.54 / 13.8	.331 / 8.40	.756 / 19.20	.559 / 14.20					
	50-36-1716	5559-08P-225	08	WITH EARS	.71 / 18.0	.496 / 12.60	.921 / 23.40	.724 / 18.40					
G	50-36-1739	5559-10P-225	10	WITH EARS	.87 / 22.2	.661 / 16.80	1.087 / 27.60	.890 / 22.60					
	50-36-1869	5559-12P-225	12	WITH EARS	1.04 / 26.4	.827 / 21.00	1.252 / 31.80	1.055 / 26.80					
	50-36-1876	5559-14P-225	14	WITH EARS	1.21 / 30.6	.992 / 25.20	1.417 / 36.00	1.224 / 31.10					
	50-36-2273	X 5559-16P-225	16	WITH EARS	1.37 / 34.8	1.158 / 29.40	1.583 / 40.20	1.390 / 35.30					
	26-01-3187	5559-18P-225	18	WITH EARS	1.54 / 39.0	1.323 / 33.60	1.748 / 44.40	1.555 / 39.50					
	NOT TOOLED	5559-20P-225	20	WITH EARS	1.70 / 43.2	1.488 / 37.80	1.913 / 48.60	1.720 / 43.70					
F	NOT TOOLED	5559-22P-225	22	WITH EARS	1.87 / 47.4	1.654 / 42.00	2.079 / 52.80	1.886 / 47.90					
	46999-0166	X 5559-24P-225	24	WITH EARS	2.03 / 51.6	1.819 / 46.20	2.244 / 57.00	2.051 / 52.10	PK-5559-001				



REFERENCE FOR CIRCUIT NUMBER ORIENTATION (OPTIONAL EARS NOT SHOWN)

LEGEND



- NOTES:**
- MATERIAL: "225" = NYLON (PA6), UL94V-0, COLOR: BLACK; IEC 60335-1, 4th EDITION GLOW WIRE CAPABLE.
 - FINISH: NOT APPLICABLE
 - PRODUCT SPECIFICATION: PS-5556-001
 - PACKAGING: SEE CHART
 - PART MATES WITH MOLEX RECEPTACLE #5557.
 - PART TO BE USED WITH MOLEX MALE TERMINAL #5558.
 - MOUNTING OPTIONS: "BLANK" = WITH EARS "1" = WITHOUT EARS
 - PART IS NOT DESIGNED FOR CURRENT SHARING.
 - CONNECTORS ARE NOT TO BE MATED OR UNMATED WHILE CIRCUITS ARE LIVE.
 - WIRES ARE TO BE DRESSED IN SUCH A MANNER TO ALLOW THE TERMINALS TO FLOAT FREELY IN THE POCKET.
 - PART CONFORMS TO CLASS "B" REQUIREMENTS OF COSMETIC SPECIFICATION PS-45499-002 WITH THE EXCEPTION OF DISCOLORATION, FLASH AND SINK MEET CLASS "C" REQUIREMENTS.
 - PANEL HOLE TO PUNCHED OUT IN THE SAME DIRECTION AS INSERTION INTO THE PANEL.
 - ON 2 CIRCUIT PARTS THIS DIMENSION IS ALLOWABLE UP TO DIMENSION "D".
 - TO BE MEASURED AT SURFACE [A]

SEE SHEET 1 EC NO: UCP2013-1370 DRWN:BBEE 2012/10/05 CHKD:JBELL 2012/10/05 APPR:FSMITH 2012/10/25 REV: A9	QUALITY SYMBOLS ▽=0 ▽=0 ▽=0	GENERAL TOLERANCES (UNLESS SPECIFIED)		DIMENSION STYLE IN/MM		SCALE 1:1	DESIGN UNITS METRIC	THIRD ANGLE PROJECTION		
		4 PLACES ± --- INCH 3 PLACES ± --- INCH 2 PLACES ± 0.25 INCH 1 PLACE ± 0.38 INCH	± --- mm ± .010 mm ± .015 mm ± --- mm	DRAWN BY LSCHEMIDT	DATE 2007/04/25	TITLE MINI-FIT JR PLUG 2-24 CIRCUIT DUAL ROW W/ & W/O EARS GLOW WIRE		MOLEX MOLEX INCORPORATED		SHEET NO. 2 OF 2
		DRAFT WHERE APPLICABLE MUST REMAIN WITHIN DIMENSIONS		APPROVED BY FSMITH	DATE 2010/11/09	DOCUMENT NO. SD-5559-425		THIS DRAWING CONTAINS INFORMATION THAT IS PROPRIETARY TO MOLEX INCORPORATED AND SHOULD NOT BE USED WITHOUT WRITTEN PERMISSION		