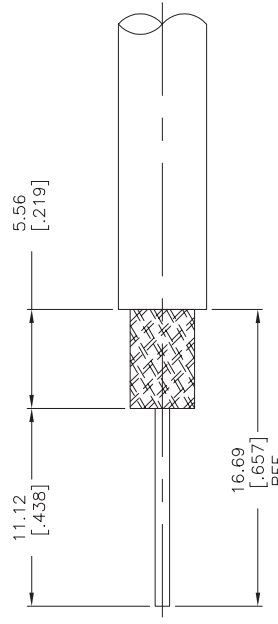
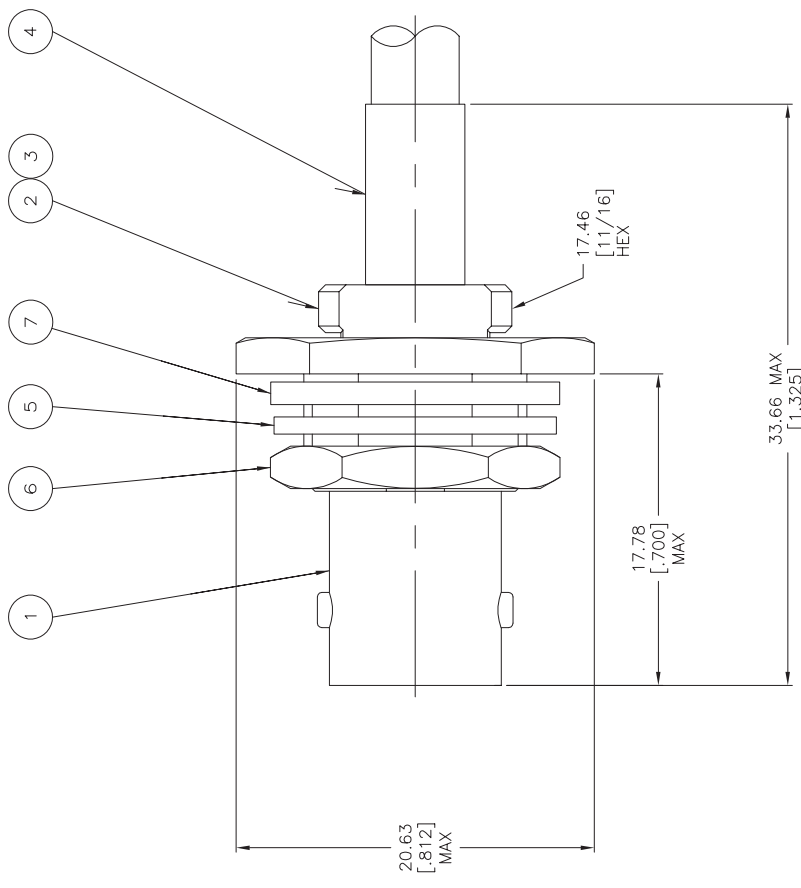
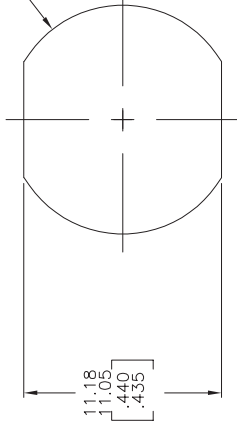


1. FOR USE WITH RG 161/U, 179/U, & 187/U CABLE.
2. CRIMP WITH PRO-CRIMPER 354940-1 AND DIE SET 91910-1.
3. SEE INSTRUCTION SHEET 408-1799-3.
4. PARTS PACKAGED UNASSEMBLED.
5. ALLOWABLE PANEL THICKNESS: 0.78-3.18 [.031-.125].



RECOMMENDED CABLE STRIP LENGTH



RECOMMENDED PANEL CUTOUT

329633	9-329631-0	9-329632-0	9-328666-3	9-50793-1	2-329106-1	9-329803-0	2-5329092-1
⑦ GASKET QTY: 1	⑥ JAM NUT QTY: 1	⑤ LOCKWASHER QTY: 1	④ FERRULE QTY: 1	③ CRIMP END ASSY QTY: 1	② GASKET QTY: 1	① JACK ASSEMBLY QTY: 1	PART NUMBER

THIS DRAWING IS A CONTROLLED DOCUMENT.		DWG: J. HAVENER 14SEP2005 CHK: J. HAVENER 14SEP2005 APP: J. LIPPERT PRODUCT SPEC: _____ APPLICATION SPEC: _____ WEIGHT: _____ FINISH: _____ MATERIAL: _____		TYPED: _____ DATE: _____ BY: _____ CHECKED: _____ DATE: _____ BY: _____		Tyco Electronics Corporation Harrisburg, PA 17105-3608 CONNECTOR, COAXIAL, RF, JACK, BULKHEAD, CABLE MOUNT, SERIES BNC SIZE: _____ CASE CODE: _____ DRAWING NO: A2 00779 ©=5329092		RESTRICTED TO
CUSTOMER DRAWING		SCALE: 1:1		SHEET 1 of 1		REV A		