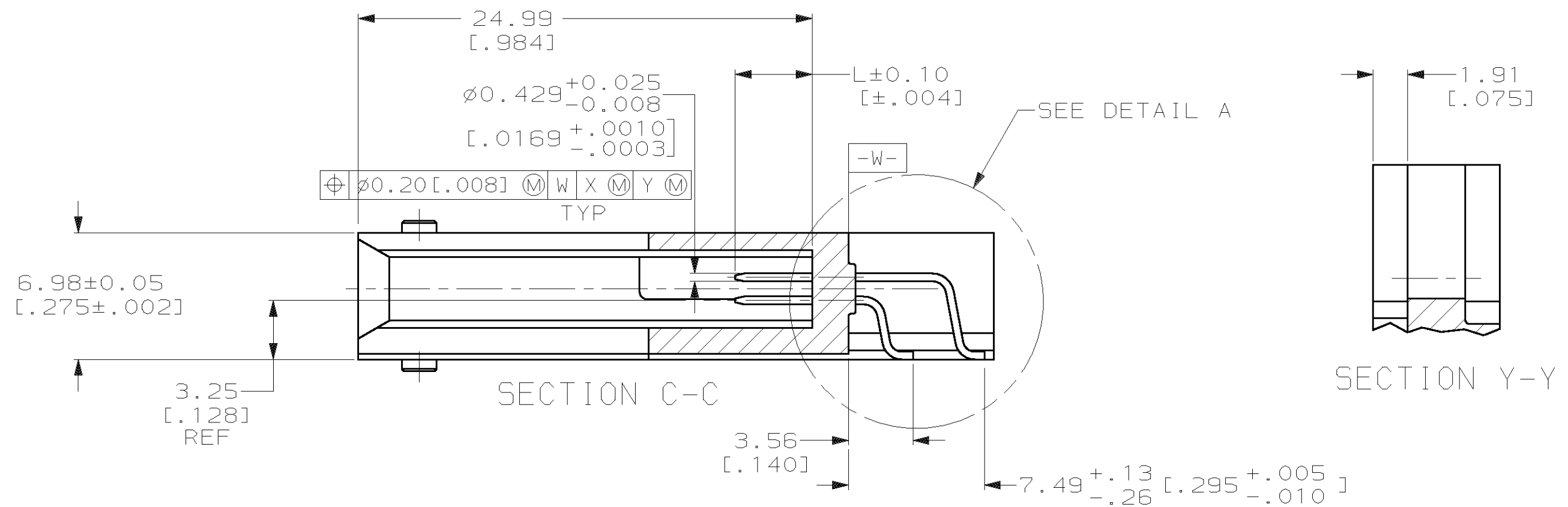
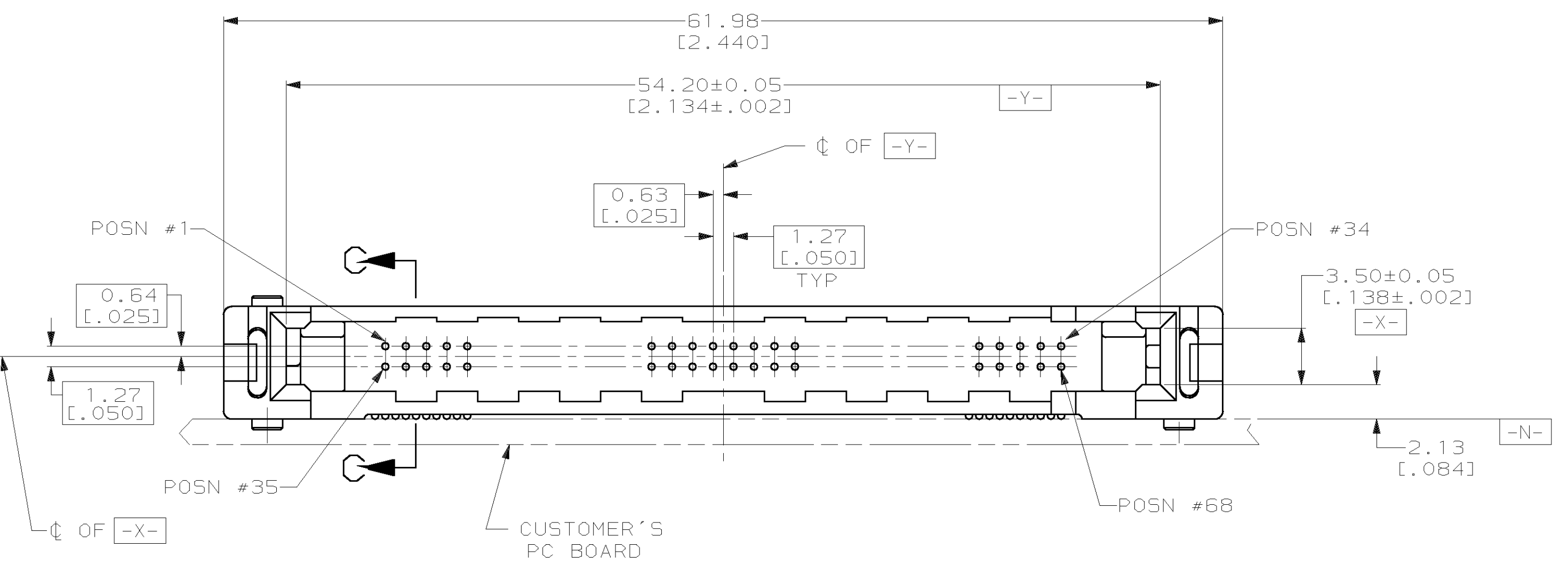
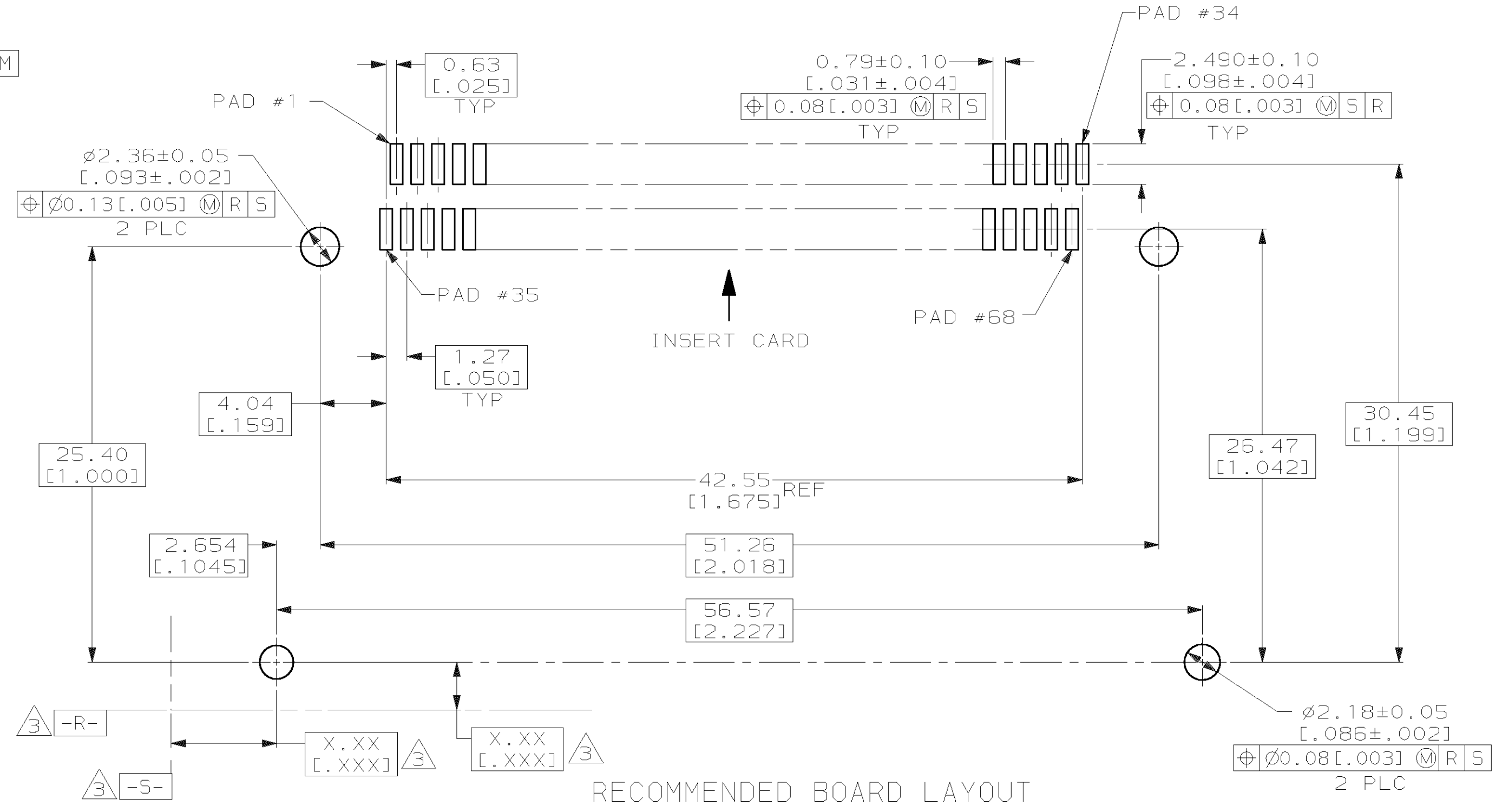
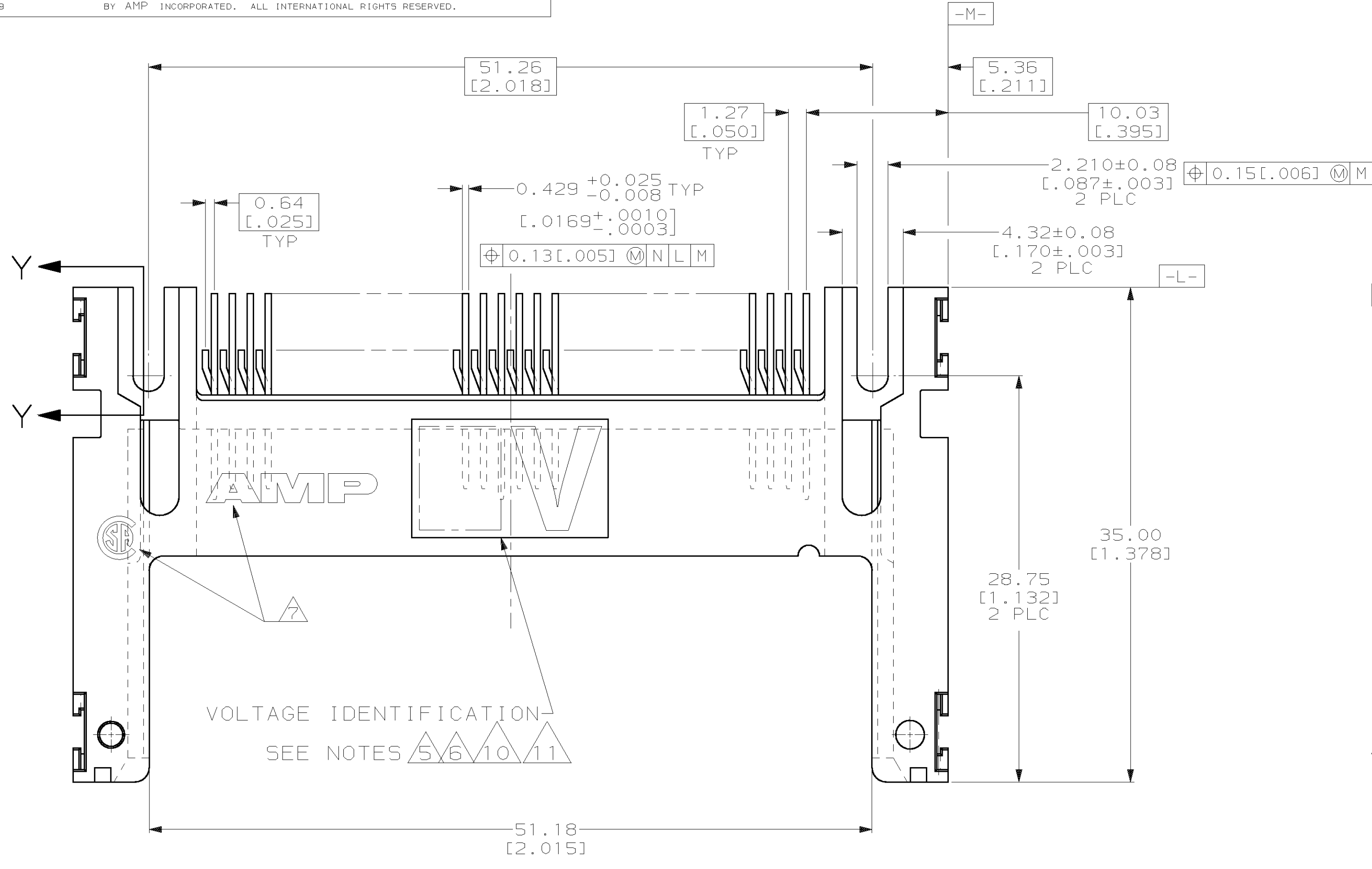
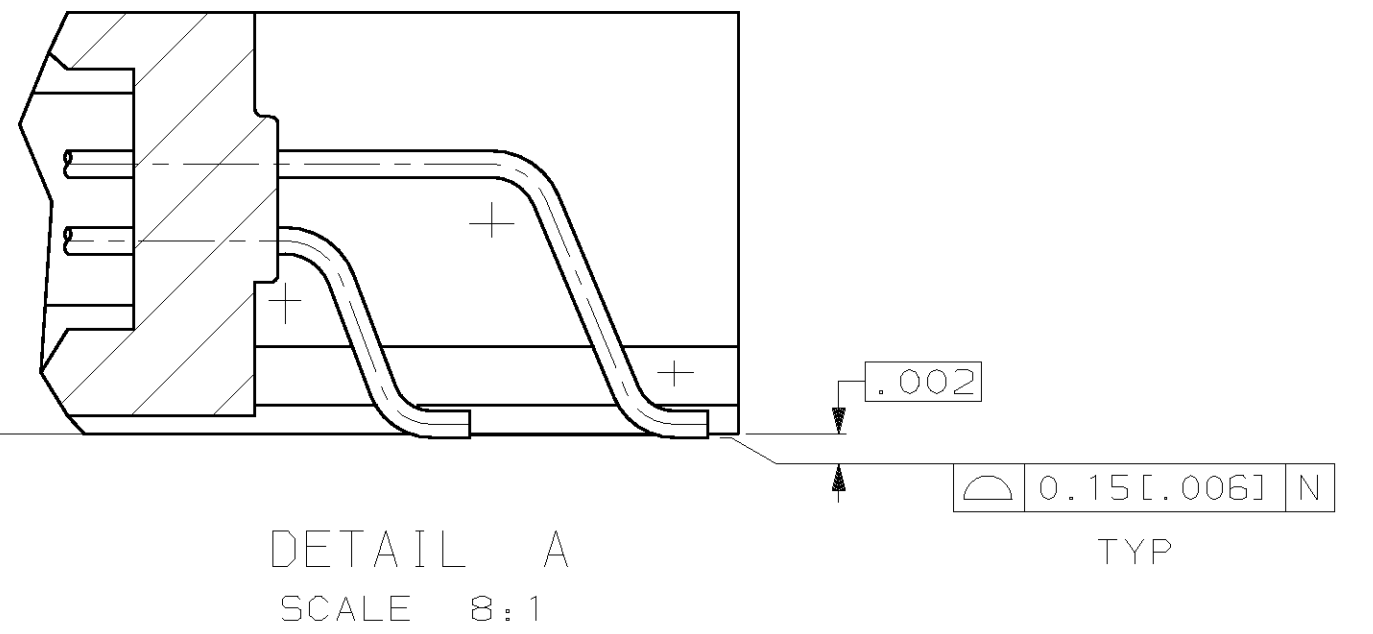


LOC		DIST		P		F		ZONE		LTR		REVISIONS			
AD	00											DESCRIPTION	DATE	APPD	
												H	REV PER EC 051A-0151-00	7/21/00	RW
												J	ADDED -6 & REACTIVATED -2	24 APR 02	BW
													PER EC 0512-0048-02		



- 0.00076[.000030] MINIMUM GOLD IN CONTACT AREA, 0.00381[.000150] MIN TIN-LEAD ON SOLDER TAILS, ALL OVER 0.00127[.000050] MINIMUM NICKEL
- CUSTOMER TO PROVIDE CARD GUIDANCE SYSTEM
- DATUMS AND BASIC DIMENSIONS ESTABLISHED BY CUSTOMER
- CONNECTOR REQUIRES USE OF 2 - SIZE 2M SCREWS FOR FASTENING TO PRINTED CIRCUIT BOARD
- ASSEMBLY KEYED FOR 5 VOLT CARDS
- ASSEMBLY KEYED FOR LOW VOLT CARDS (3.3V)
- RECESSED AMP AND CSA LOGOS LOCATED ON BOTH SIDES OF HOUSING.
- PACKAGE IN TRAYS, 9 X 17 INCH APPROXIMATE SIZE.
- PACKAGE IN TRAYS, 9 X 12 INCH APPROXIMATE SIZE.
- NO VOLTAGE IDENTIFICATION ON 535651-5 KEYED FOR 5V CARDS.
- NO VOLTAGE IDENTIFICATION ON 535651-6. KEYED FOR LV CARDS.



11	TAPE AND REEL	SAME AS -1	SAME AS -1	SAME AS -1	535651-6
10	TAPE AND REEL	SAME AS -1	SAME AS -1	SAME AS -1	535651-5
9	TRAYS	SAME AS -1	SAME AS -1	SAME AS -1	535651-4
8	TAPE AND REEL	SAME AS -1	SAME AS -1	SAME AS -1	535651-3
6	TRAYS	SAME AS -1	SAME AS -1	SAME AS -1	535651-2
5	TRAYS	1, 17, 34 35, 51, 68	ALL OTHER PINS	36, 67	535651-1
VOLTAGE KEYING & IDENTIFICATION		5.0 [.197]	4.25 [.167]	3.5 [.138]	
		"L" (PIN LENGTH) AND LOCATION			PART NO

DO NOT SCALE PRINT. UNLESS SPECIFIED DIMENSIONS IN mm [INCHES]	DR 3/8/93 J MOSER
TOLERANCES ON: 2 PLC DEC ± 0.13 [.005] 3 PLC DEC ± - ANGLES ± -	CHK 3/8/93 B ELICKER
MATERIAL	APPD 3/8/93 B ELICKER
HOUSING: LCP COLOR; BLACK	APPD 3/8/93 B FLINCHBAUGH
PIN: BRASS	PRODUCT SPEC -
FINISH	APPLICATION SPEC -
PIN: 11	WEIGHT 6.5 GRAMS

AMP Incorporated Harrisburg, PA 17105-3608		
NAME PIN HEADER ASSY, 68 POSN, TOP BOARD MTG, SURFACE MT, AMP MEMORY CARD		
SIZE D	CAGE CODE 00779	DRAWING NO ©-535651
SCALE 4:1	SHEET 1 OF 1	

THIS DRAWING IS A CONTROLLED DOCUMENT FOR AMP INCORPORATED. IT IS SUBJECT TO CHANGE AND THE CONTROLLING ENGINEERING ORGANIZATION SHOULD BE CONTACTED FOR THE LATEST REVISION.