

Device connector, rear mounting - ST-3ES1N8AH100S - 1613547

Please be informed that the data shown in this PDF Document is generated from our Online Catalog. Please find the complete data in the user's documentation. Our General Terms of Use for Downloads are valid (<http://phoenixcontact.com/download>)



Device connector, rear mounting, straight, SPEEDCON locking, M17, number of positions: 3+PE, type of contact: Socket, Crimp connection, Axial O-ring, Central fixing, shielded: yes

Why buy this product

- Application-specific wall mounting optionally with thread or anti-rotation protection and lock nut
- Consistent EMC protection for reliable connection solutions in the industrial environment
- Crimping connection: vibration- and temperature-resistant assembly

Key Commercial Data

Packing unit	1 STK
GTIN	
GTIN	4046356400985

Technical data

General

Note	Order information: Order crimp contacts Ø 2 mm separately
Type of locking	SPEEDCON locking
Direction of rotation of contact chamber numbering	Standard
Coding	N
Contact connection method	Crimp connection
Type of contacts	Socket
Number of positions	4
Contact diameter of power contacts	2 mm
Nominal current per power contact at 25°C	25 A
Contact diameter of signal contacts	2 mm
Pg housing screw connection	none
Mounting type	Central fixing

Ambient conditions

Device connector, rear mounting - ST-3ES1N8AH100S - 1613547

Technical data

Ambient conditions

Ambient temperature	-40 °C ... 125 °C
Degree of protection	IP67

Material

Housing material	Turned parts: copper zinc alloy (CuZn), die-cast parts: zinc (GD-Zn)
Insulator material	PA 6.6
Gasket and O-ring material	FPM

Specifications according to DIN EN 61984:2001

Installation height max.	3000 m
Nominal / operating voltage of power contacts	630 V
Rated surge voltage of power contacts	6 kV
Overvoltage category of power contacts	III
Degree of pollution of power contacts	3

Environmental Product Compliance

China RoHS	Environmentally Friendly Use Period = 50
	For details about hazardous substances go to tab "Downloads", Category "Manufacturer's declaration"

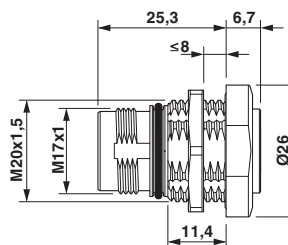
Drawings

Schematic diagram

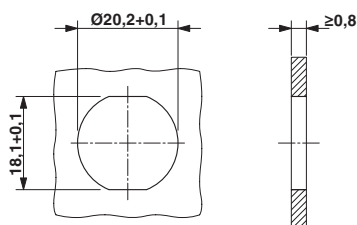


Connector pin assignment

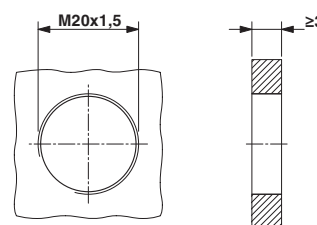
Dimensional drawing



Dimensional drawing



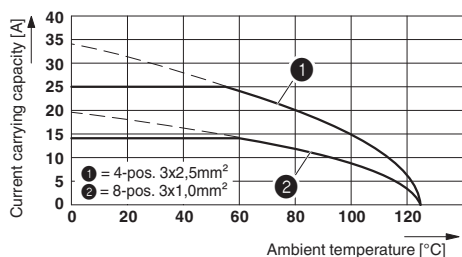
Dimensional drawing



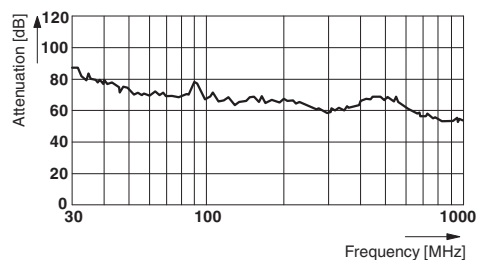
Installation dimensions: mounting with anti-rotation protection and locking nut

Device connector, rear mounting - ST-3ES1N8AH100S - 1613547

Diagram



Diagram



Approvals

Approvals

Approvals

UL Recognized / cUL Recognized / EAC / cULus Recognized

Ex Approvals

Approval details

UL Recognized		http://database.ul.com/cgi-bin/XYV/template/LISEXT/1FRAME/index.htm	FILE E 335019
Nominal voltage UN	600 V		
Nominal current IN	15 A		
mm²/AWG/kcmil	14		

cUL Recognized		http://database.ul.com/cgi-bin/XYV/template/LISEXT/1FRAME/index.htm	FILE E 335019
Nominal voltage UN	600 V		
Nominal current IN	15 A		
mm²/AWG/kcmil	14		

EAC		B.01742
-----	--	---------

Device connector, rear mounting - ST-3ES1N8AH100S - 1613547

Approvals

cULus Recognized



<http://database.ul.com/cgi-bin/XYV/template/LISEXT/1FRAME/index.htm>

Phoenix Contact 2018 © - all rights reserved
<http://www.phoenixcontact.com>

PHOENIX CONTACT GmbH & Co. KG
Flachsmarktstr. 8
32825 Blomberg
Germany
Tel. +49 5235 300
Fax +49 5235 3 41200
<http://www.phoenixcontact.com>