

# FG20X7R1H106KRT00



## Application

Commercial Grade

## Series

FG20



## Dimensions

- L 5.5mm Max.
- W 7mm Max.
- T 4mm Max.
- F 5mm +/-1mm
- d 0.5mm +0.1,-0.03mm
- l 7mm +/-2mm

## Temperature Characteristic

-55 to 125°C +/-15%

## Rated Voltage

50Vdc

## Capacitance

10uF

## Capacitance Tolerance

+/-10%

## Dissipation Factor

5% Max.

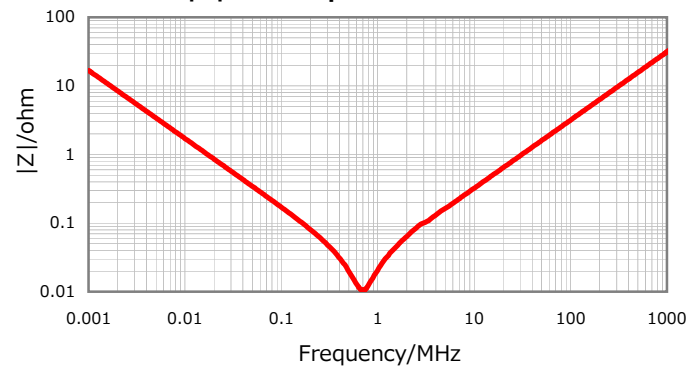
## Insulation Resistance

50Mohm Min.

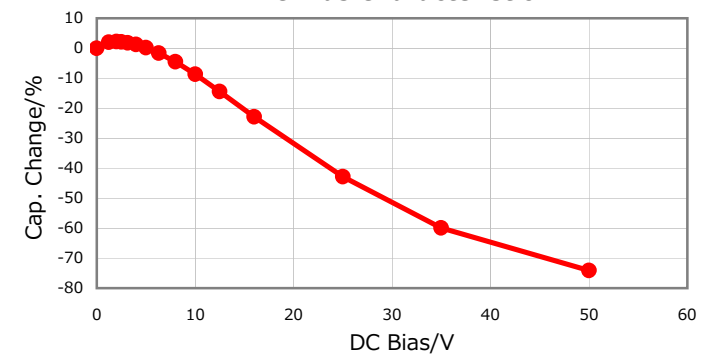
## AEC-Q200

No

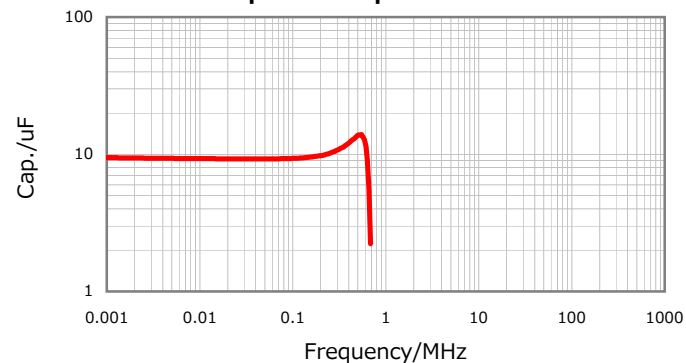
**|Z| vs. Freq. Characteristic**



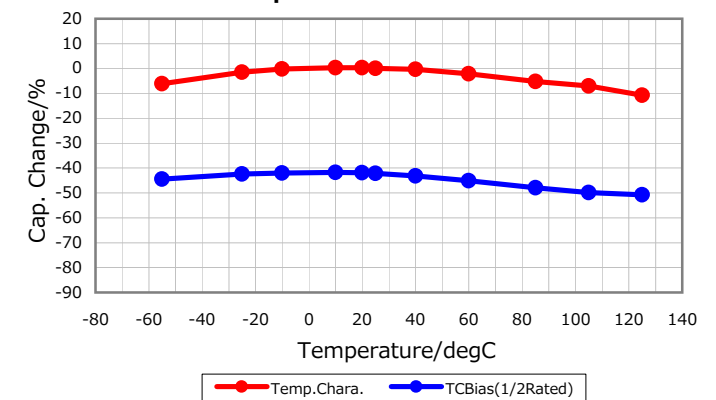
**DC Bias Characteristic**



**Cap. vs. Freq. Characteristic**



**Temperature Characteristics**



Characterization Sheet (MLCC with Dipped Radial Lead)



All specifications are subject to change without notice.

December 28, 2015